

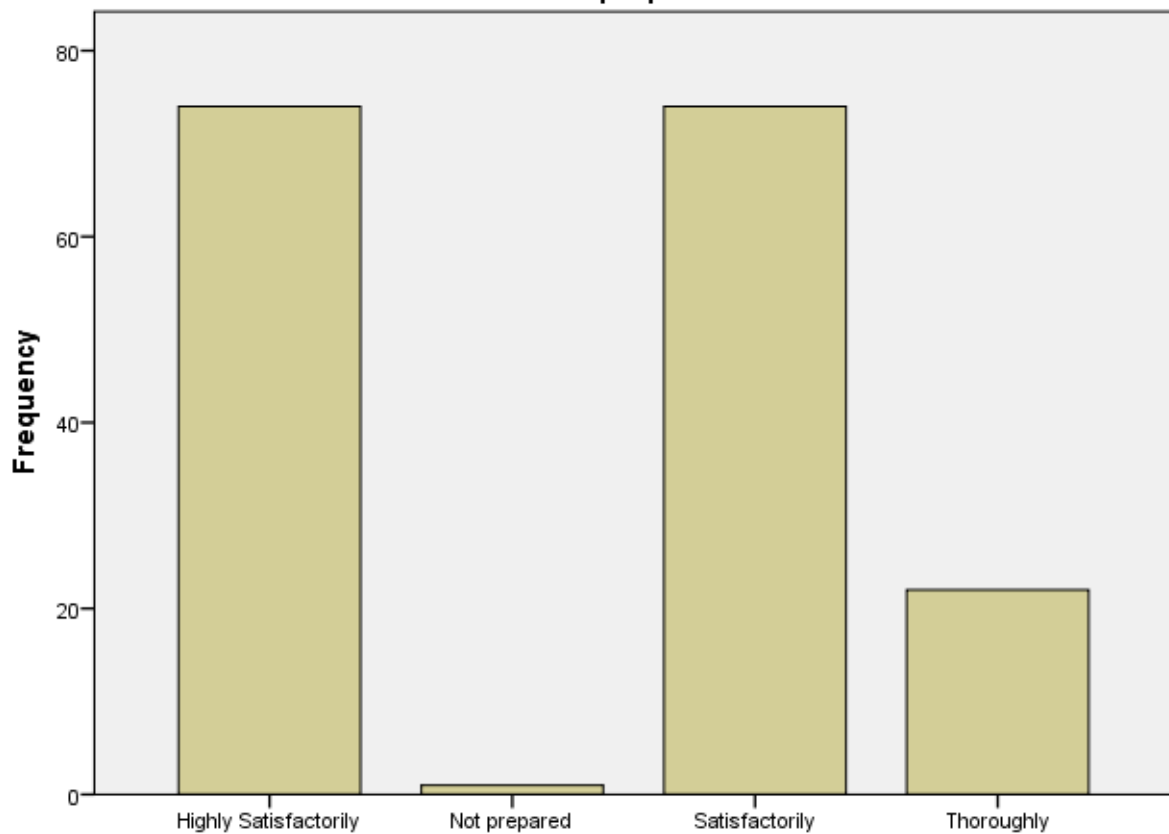
Students Satisfaction Survey

Academic Year 2019-20

How well did the teachers prepare for the classes?

	Frequency	Percent	Valid Percent	Cumulative Percent
Highly Satisfactory	74	43.3	43.3	43.3
Not prepared	1	.6	.6	43.9
Satisfactory	74	43.3	43.3	87.1
Thoroughly	22	12.9	12.9	100.0
Total	171	100.0	100.0	

How well did the teachers prepare for the classes?

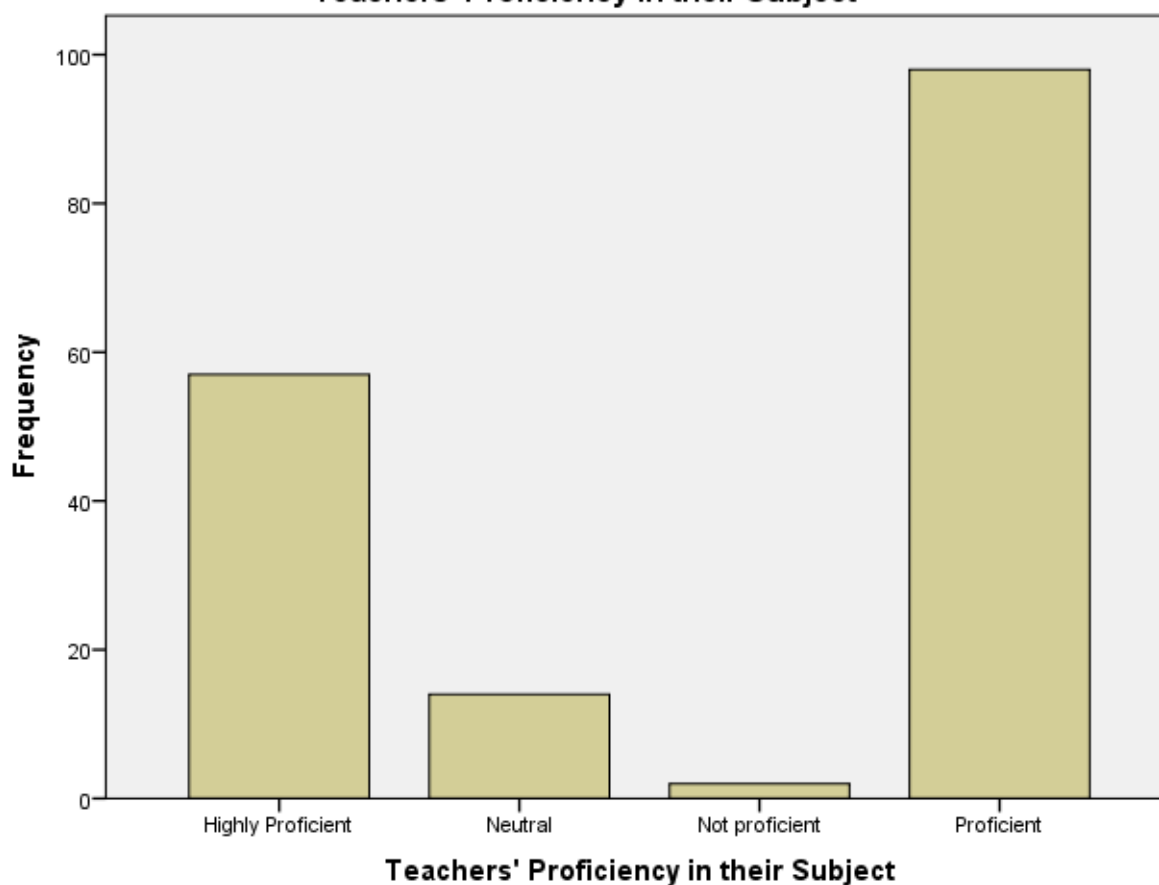


How well did the teachers prepare for the classes?

Teachers' Proficiency in their Subject

	Frequency	Percent	Valid Percent	Cumulative Percent
Valid Highly Proficient	57	33.3	33.3	33.3
Valid Neutral	14	8.2	8.2	41.5
Valid Not proficient	2	1.2	1.2	42.7
Valid Proficient	98	57.3	57.3	100.0
Total	171	100.0	100.0	

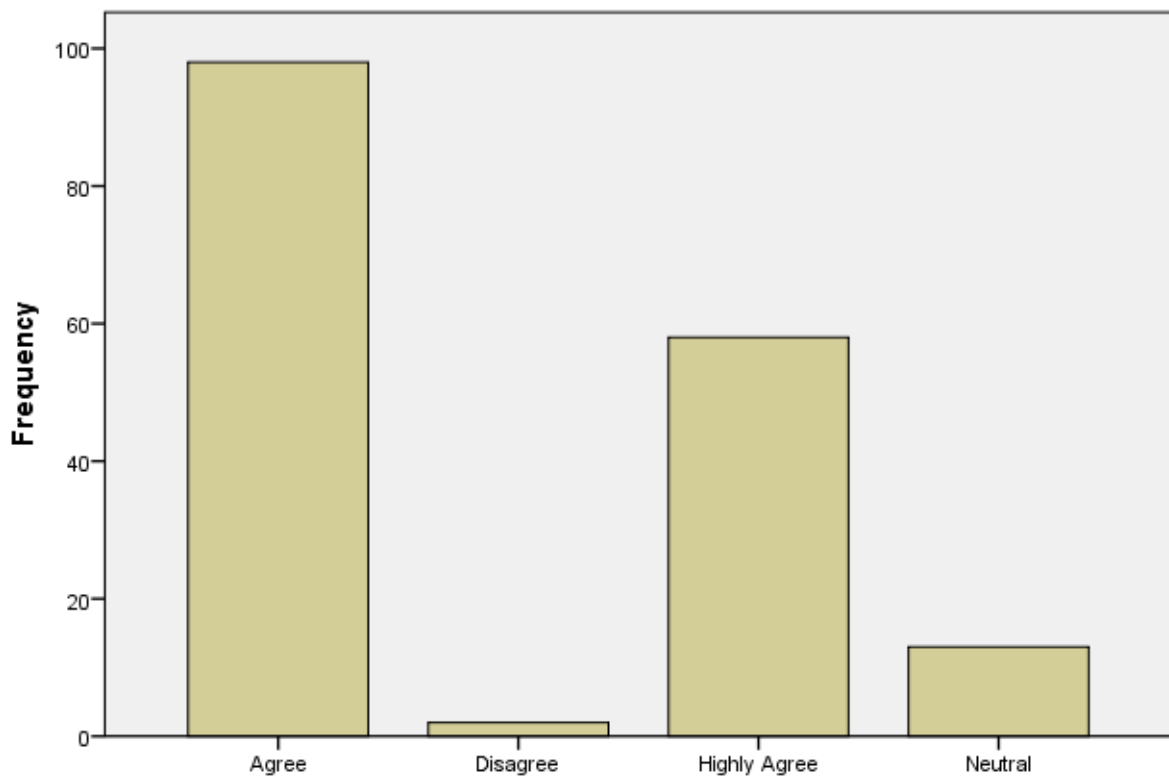
Teachers' Proficiency in their Subject



The faculty members have good knowledge of the subject area and clarify your doubts

	Frequency	Percent	Valid Percent	Cumulative Percent
Agree	98	57.3	57.3	57.3
Disagree	2	1.2	1.2	58.5
Highly Agree	58	33.9	33.9	92.4
Neutral	13	7.6	7.6	100.0
Total	171	100.0	100.0	

The faculty members have good knowledge of the subject area and clarify your doubts

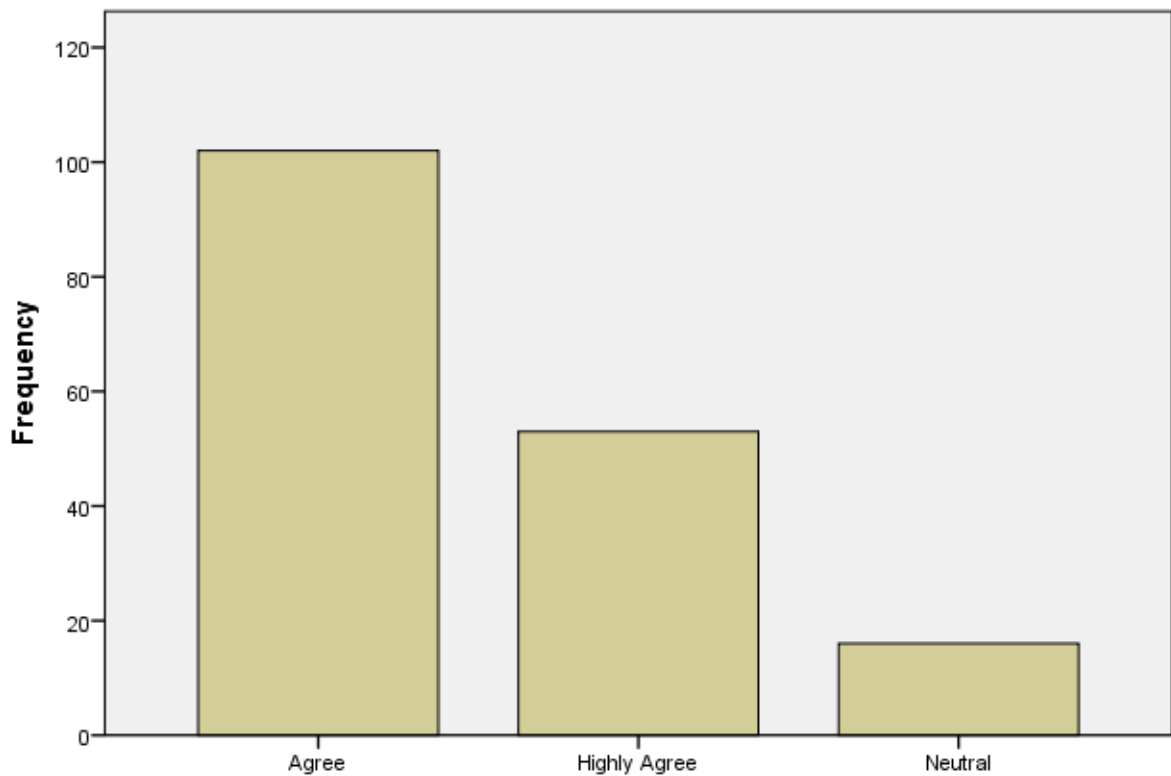


The faculty members have good knowledge of the subject area and clarify your doubts

The faculty member commences and ends the class as the schedule in the time table

	Frequency	Percent	Valid Percent	Cumulative Percent
Valid	Agree	102	59.6	59.6
	Highly Agree	53	31.0	90.6
	Neutral	16	9.4	100.0
	Total	171	100.0	100.0

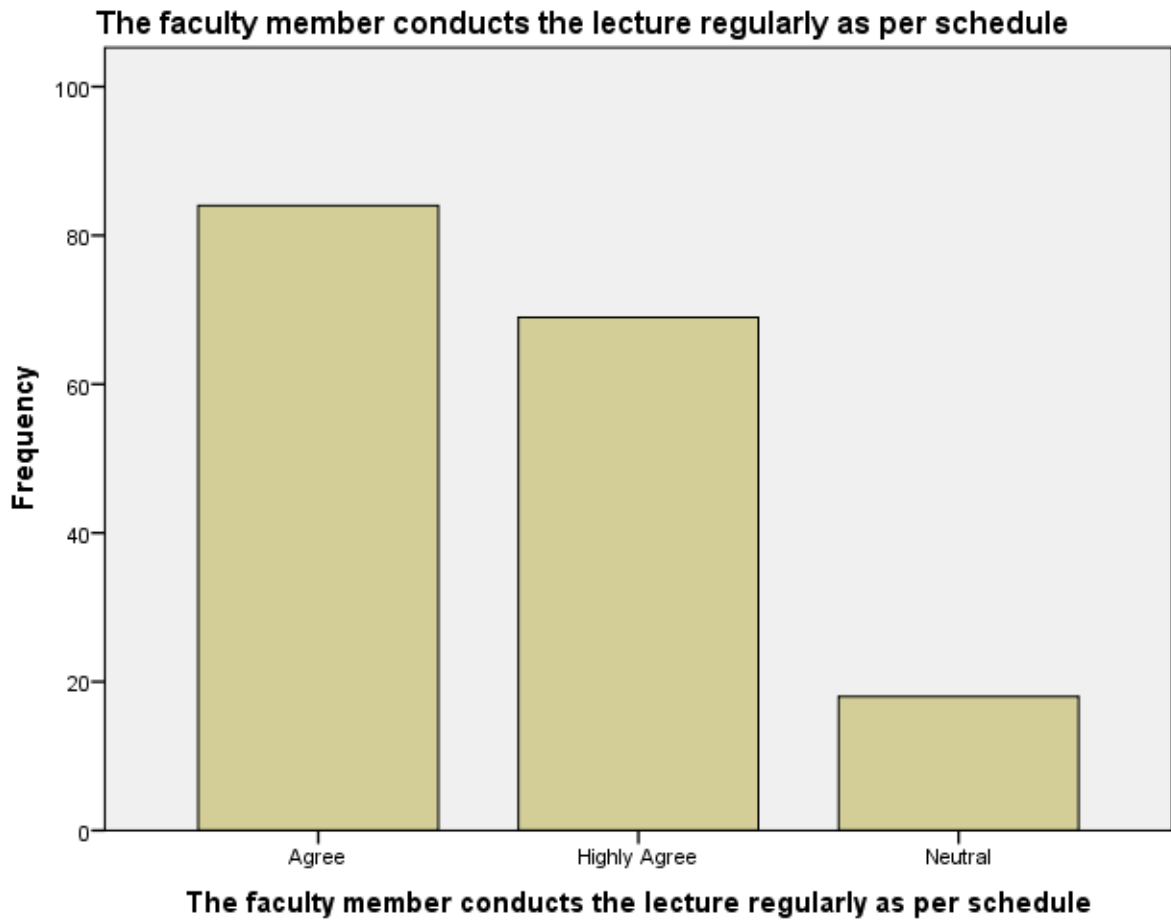
The faculty member commences and ends the class as the schedule in the time table



The faculty member commences and ends the class as the schedule in the time table

The faculty member conducts the lecture regularly as per schedule

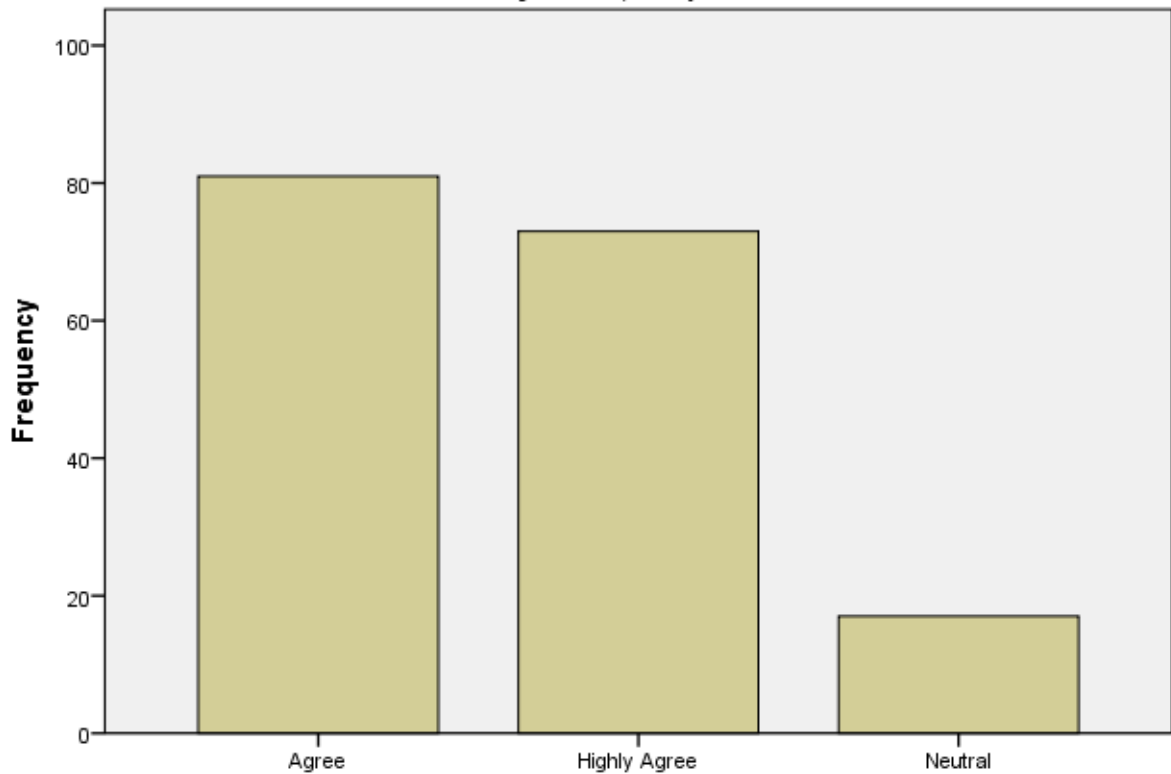
	Frequency	Percent	Valid Percent	Cumulative Percent
Agree	84	49.1	49.1	49.1
Highly Agree	69	40.4	40.4	89.5
Neutral	18	10.5	10.5	100.0
Total	171	100.0	100.0	



The faculty member uses adequate teaching aids (Notes, Slides, Handouts, LCD Projectors, etc.)

	Frequency	Percent	Valid Percent	Cumulative Percent
Agree	81	47.4	47.4	47.4
Highly Agree	73	42.7	42.7	90.1
Valid Agree Neutral	17	9.9	9.9	100.0
Total	171	100.0	100.0	

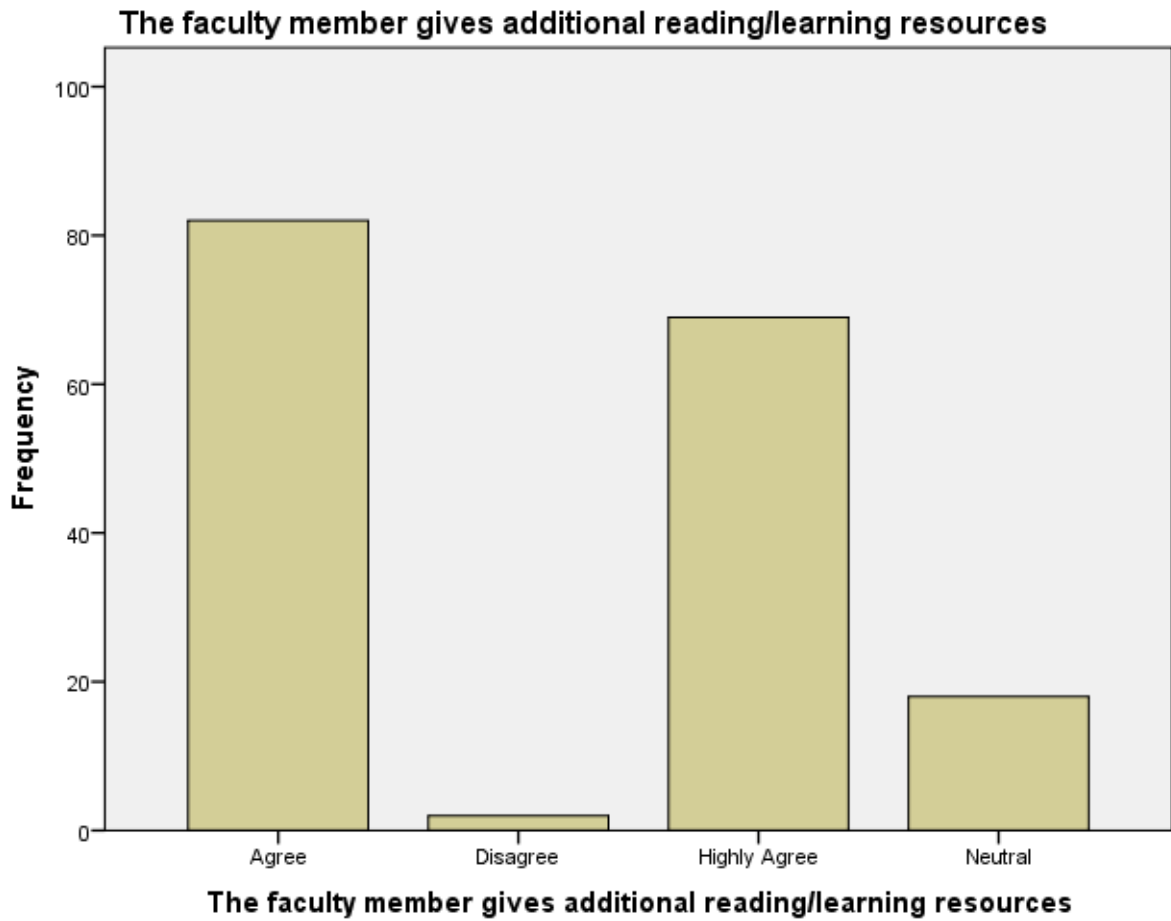
The faculty member uses adequate teaching aids (Notes, Slides, Handouts, LCD Projectors, etc.)



The faculty member uses adequate teaching aids (Notes, Slides, Handouts, LCD Projectors, etc.)

The faculty member gives additional reading/learning resources

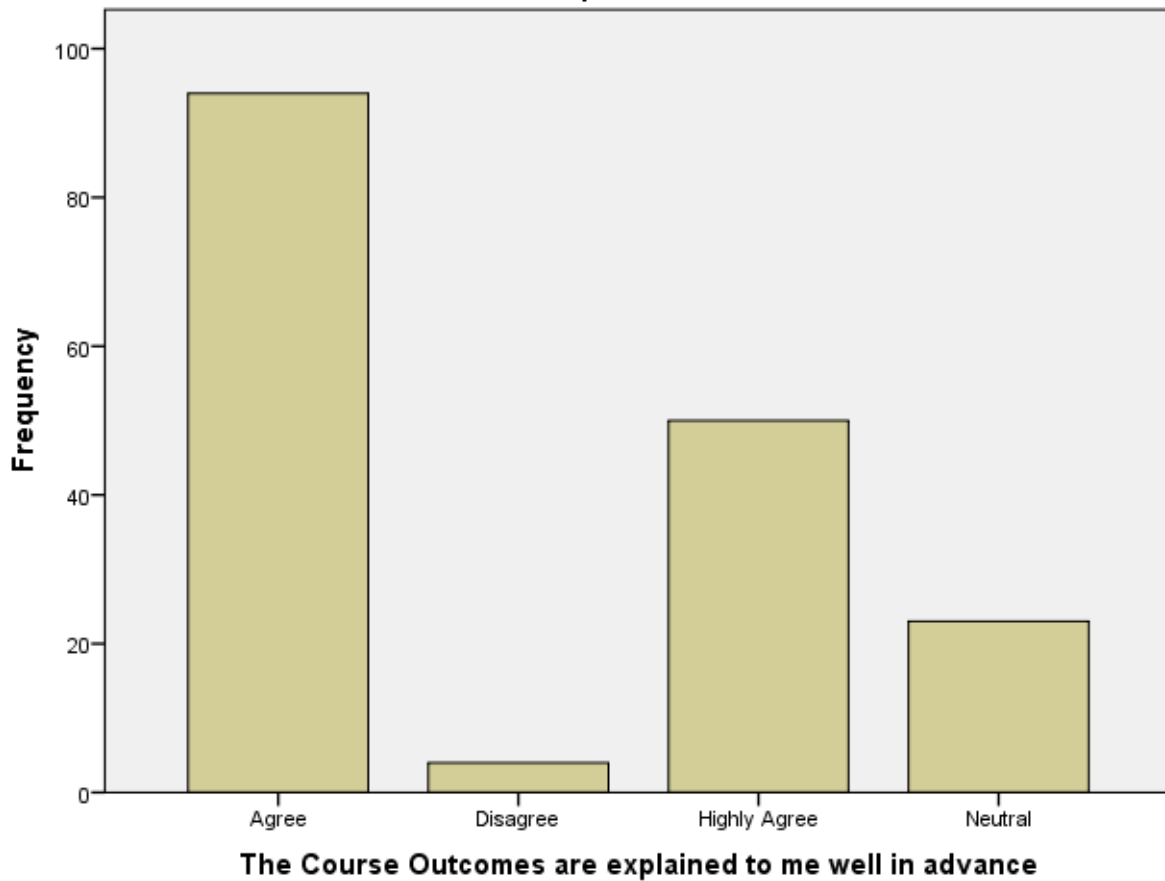
	Frequency	Percent	Valid Percent	Cumulative Percent
Agree	82	48.0	48.0	48.0
Disagree	2	1.2	1.2	49.1
Highly Agree	69	40.4	40.4	89.5
Neutral	18	10.5	10.5	100.0
Total	171	100.0	100.0	



The Course Outcomes are explained to me well in advance

	Frequency	Percent	Valid Percent	Cumulative Percent
Valid Agree	94	55.0	55.0	55.0
Disagree	4	2.3	2.3	57.3
Highly Agree	50	29.2	29.2	86.5
Neutral	23	13.5	13.5	100.0
Total	171	100.0	100.0	

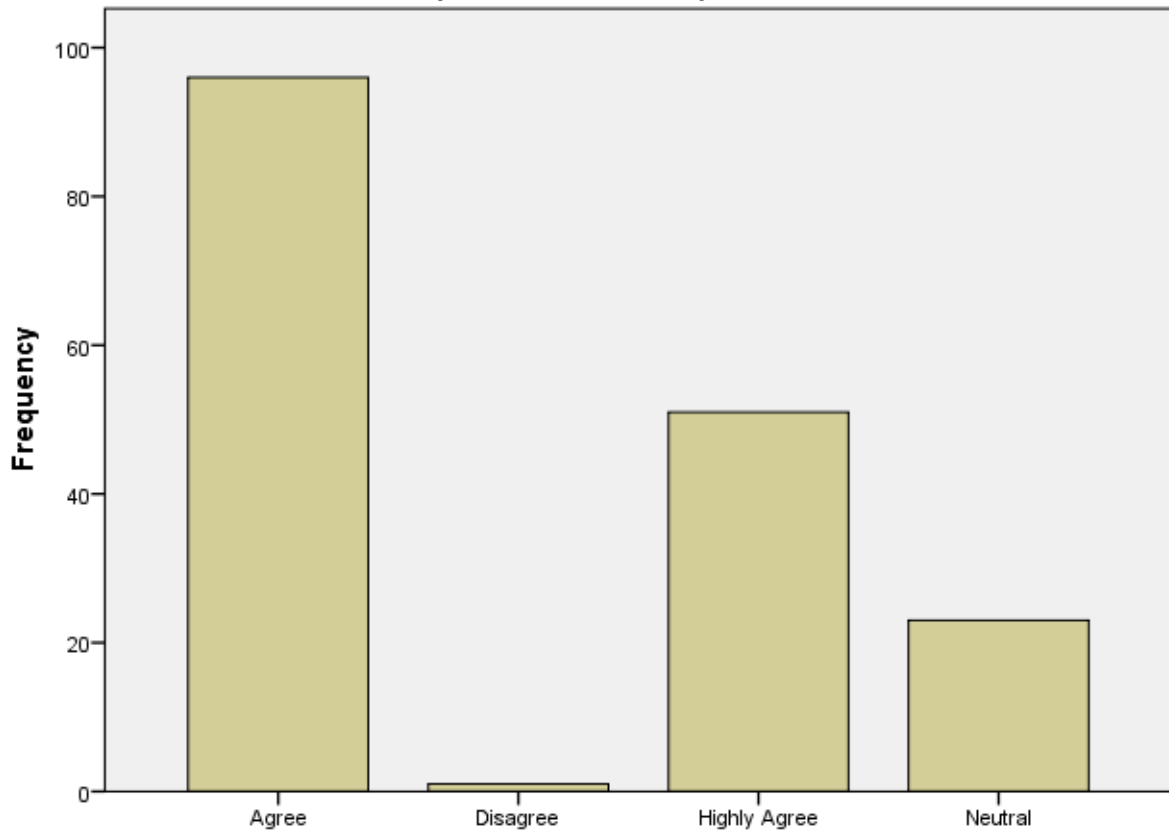
The Course Outcomes are explained to me well in advance



The Concurrent evaluation parameters are explained to me well in advance

	Frequency	Percent	Valid Percent	Cumulative Percent
Agree	96	56.1	56.1	56.1
Disagree	1	.6	.6	56.7
Highly Agree	51	29.8	29.8	86.5
Neutral	23	13.5	13.5	100.0
Total	171	100.0	100.0	

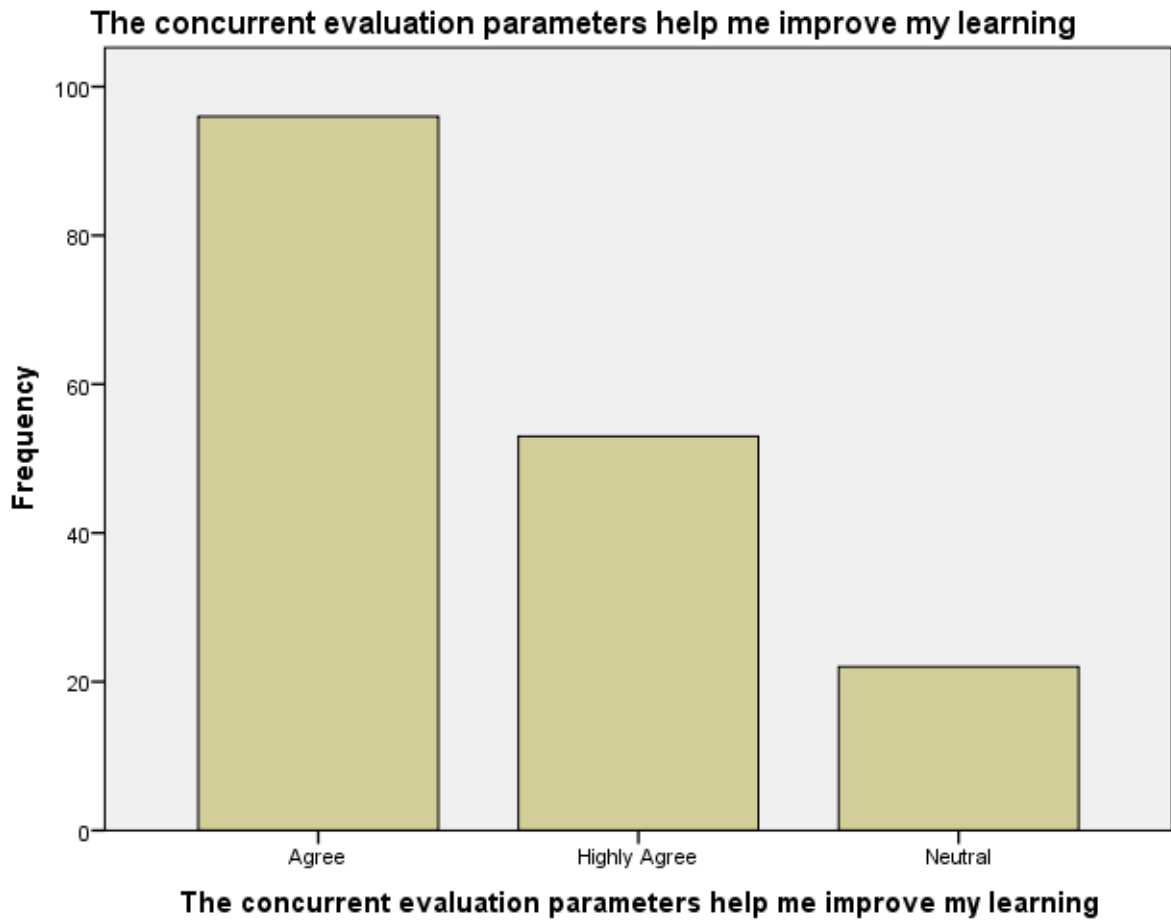
The Concurrent evaluation parameters are explained to me well in advance



The Concurrent evaluation parameters are explained to me well in advance

The concurrent evaluation parameters help me improve my learning

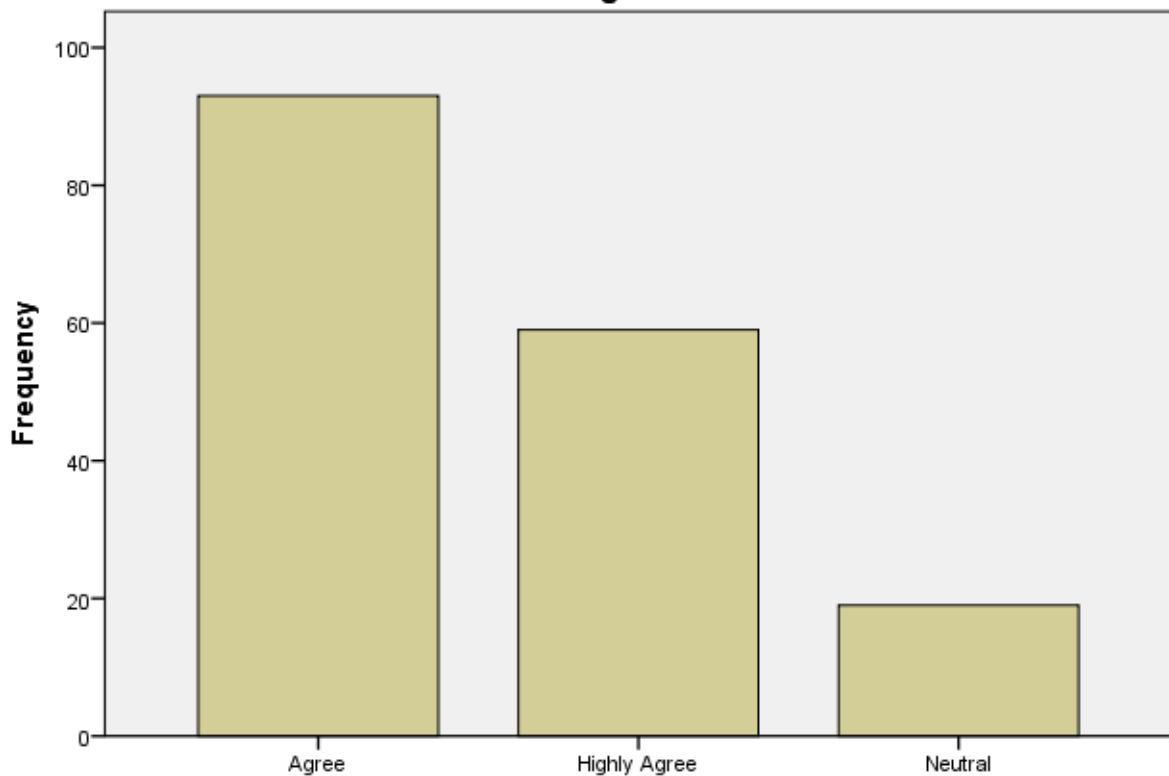
	Frequency	Percent	Valid Percent	Cumulative Percent
Agree	96	56.1	56.1	56.1
Highly Agree	53	31.0	31.0	87.1
Neutral	22	12.9	12.9	100.0
Total	171	100.0	100.0	



The faculty members are available sufficiently for consultation after formal class timings

	Frequency	Percent	Valid Percent	Cumulative Percent
Agree	93	54.4	54.4	54.4
Highly Agree	59	34.5	34.5	88.9
Neutral	19	11.1	11.1	100.0
Total	171	100.0	100.0	

The faculty members are available sufficiently for consultation after formal class timings

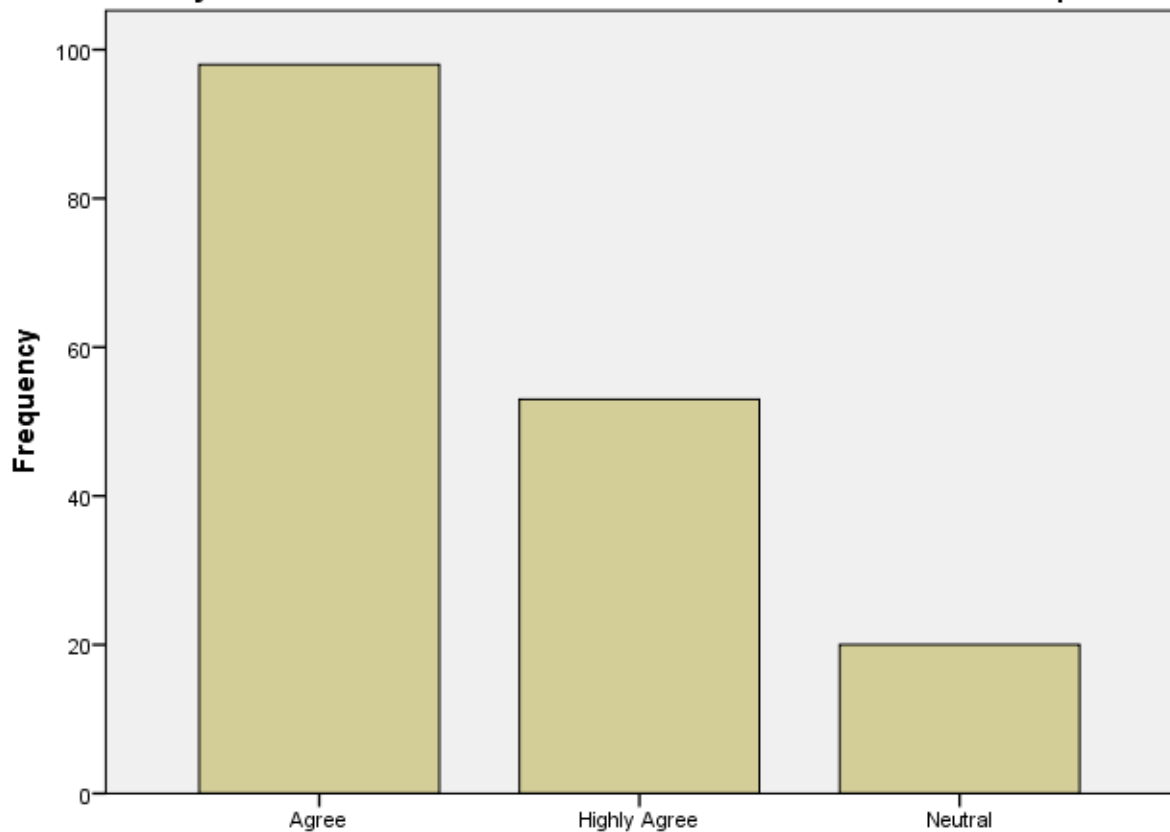


The faculty members are available sufficiently for consultation after formal class timings

The faculty members relate the course to real life situations and examples

	Frequency	Percent	Valid Percent	Cumulative Percent
Agree	98	57.3	57.3	57.3
Highly Agree	53	31.0	31.0	88.3
Neutral	20	11.7	11.7	100.0
Total	171	100.0	100.0	

The faculty members relate the course to real life situations and examples

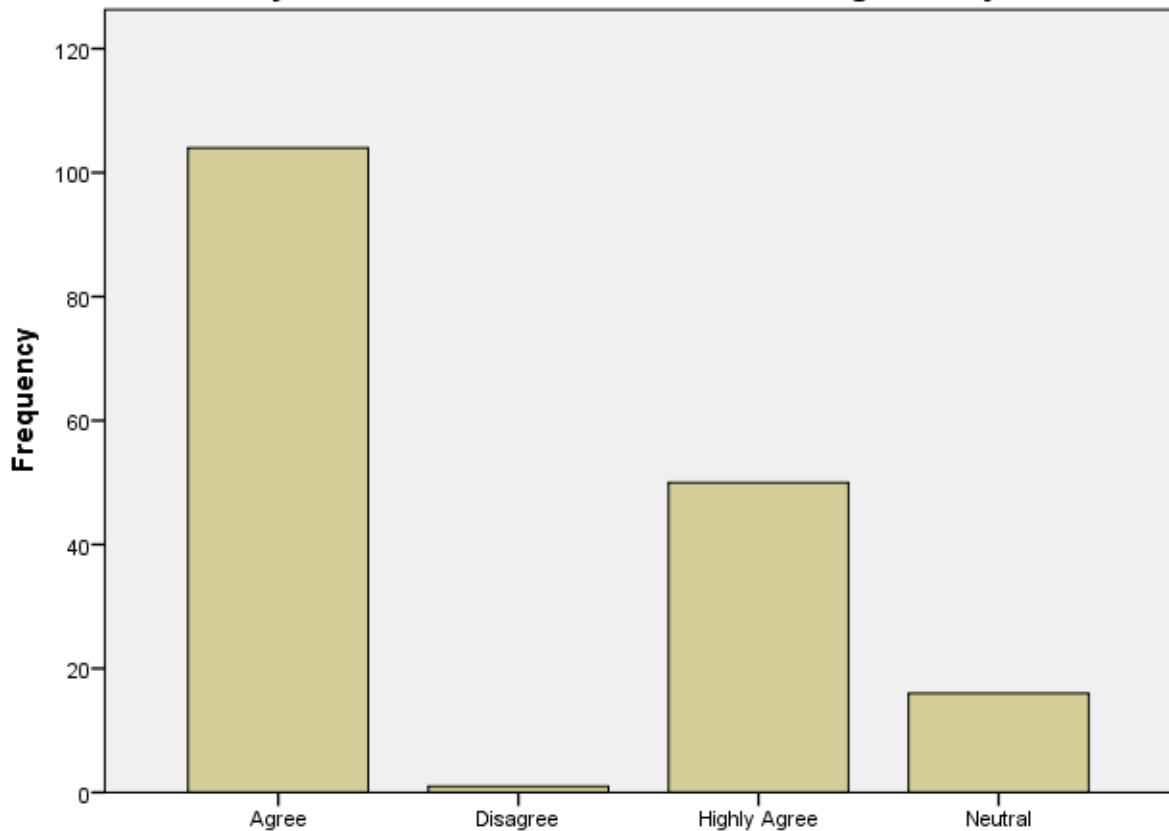


The faculty members relate the course to real life situations and examples

The faculty members show enthusiasm in teaching the subject

	Frequency	Percent	Valid Percent	Cumulative Percent
Agree	104	60.8	60.8	60.8
Disagree	1	.6	.6	61.4
Valid Highly Agree	50	29.2	29.2	90.6
Neutral	16	9.4	9.4	100.0
Total	171	100.0	100.0	

The faculty members show enthusiasm in teaching the subject

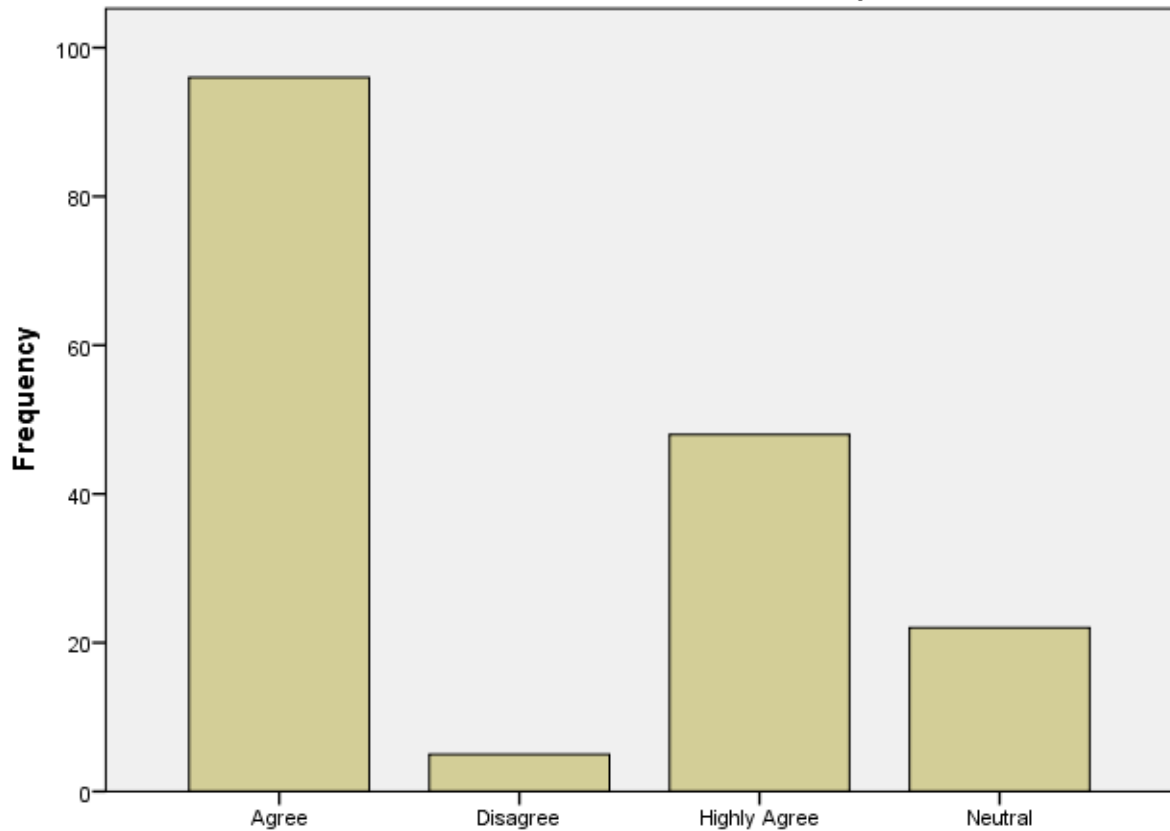


The faculty members show enthusiasm in teaching the subject

The teachers are fair in the internal evaluation process.

	Frequency	Percent	Valid Percent	Cumulative Percent
Agree	96	56.1	56.1	56.1
Disagree	5	2.9	2.9	59.1
Highly Agree	48	28.1	28.1	87.1
Neutral	22	12.9	12.9	100.0
Total	171	100.0	100.0	

The teachers are fair in the internal evaluation process.

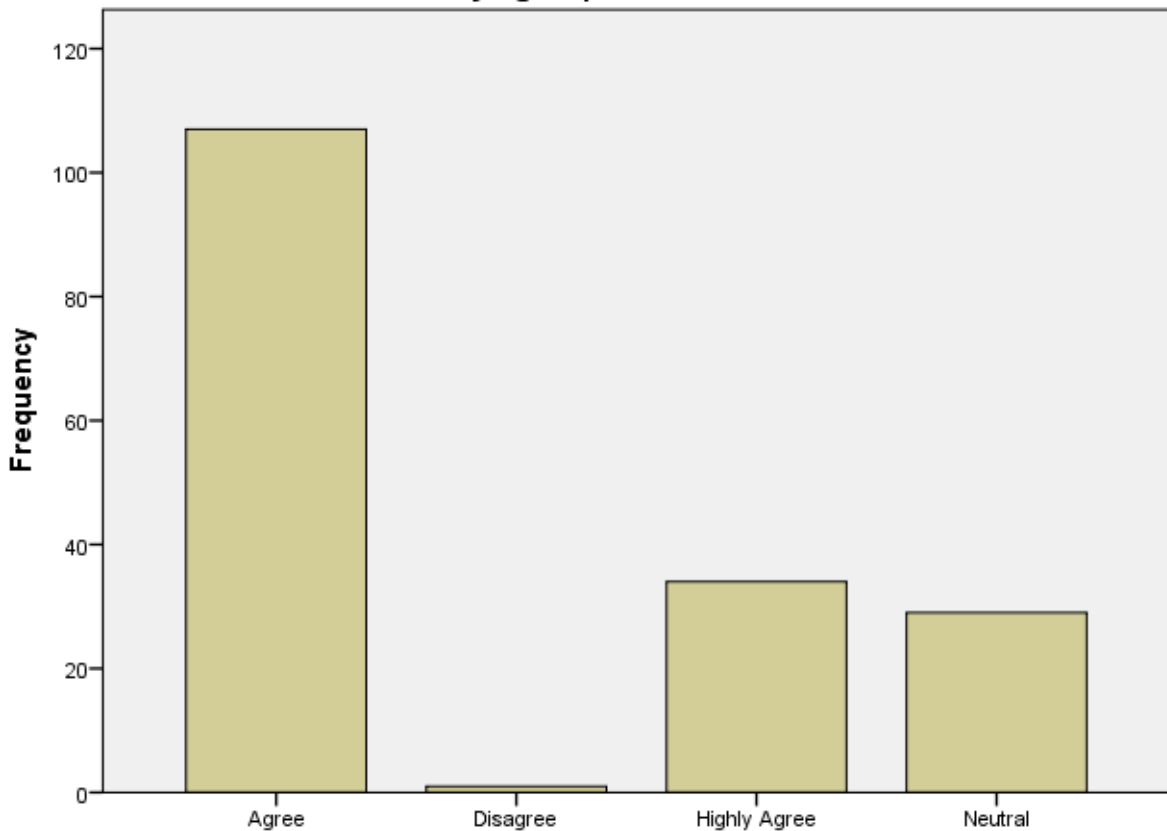


The teachers are fair in the internal evaluation process.

The teachers always give post evaluation feedback.

	Frequency	Percent	Valid Percent	Cumulative Percent
Agree	107	62.6	62.6	62.6
Disagree	1	.6	.6	63.2
Highly Agree	34	19.9	19.9	83.0
Neutral	29	17.0	17.0	100.0
Total	171	100.0	100.0	

The teachers always give post evaluation feedback.

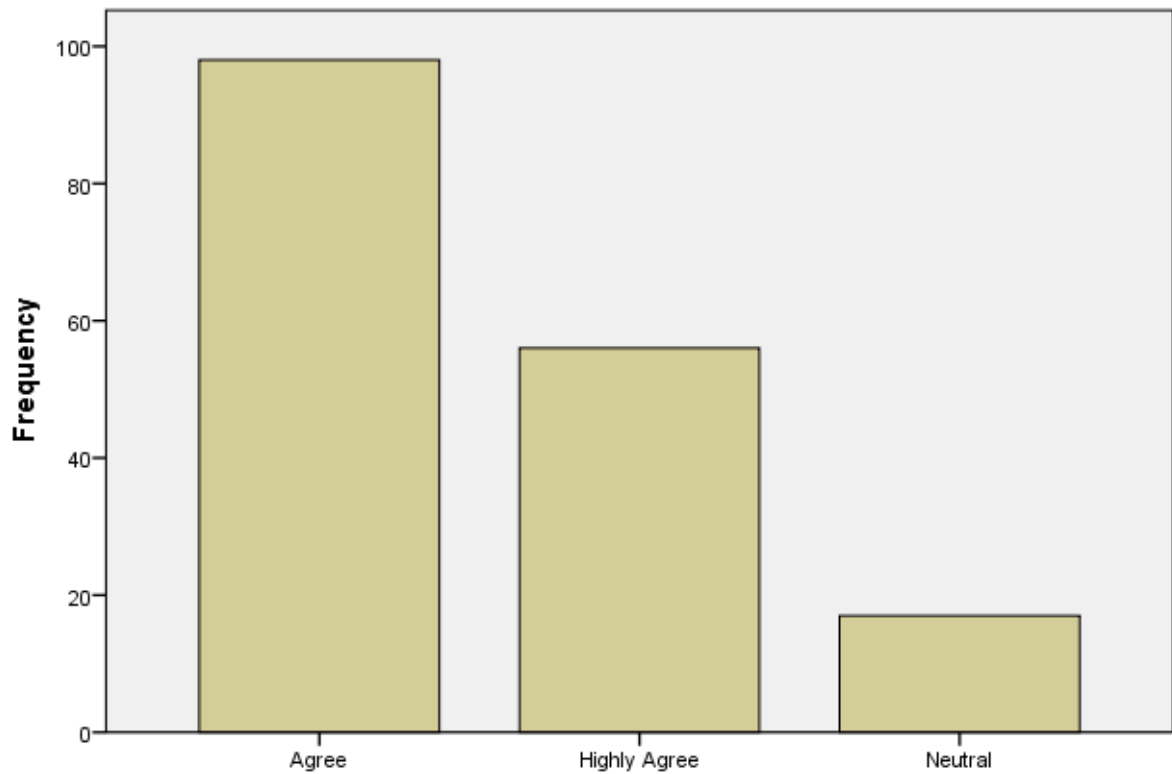


The teachers always give post evaluation feedback.

The teaching and mentoring process in your institution facilitates you to perform better.

	Frequency	Percent	Valid Percent	Cumulative Percent
Agree	98	57.3	57.3	57.3
Highly Agree	56	32.7	32.7	90.1
Neutral	17	9.9	9.9	100.0
Total	171	100.0	100.0	

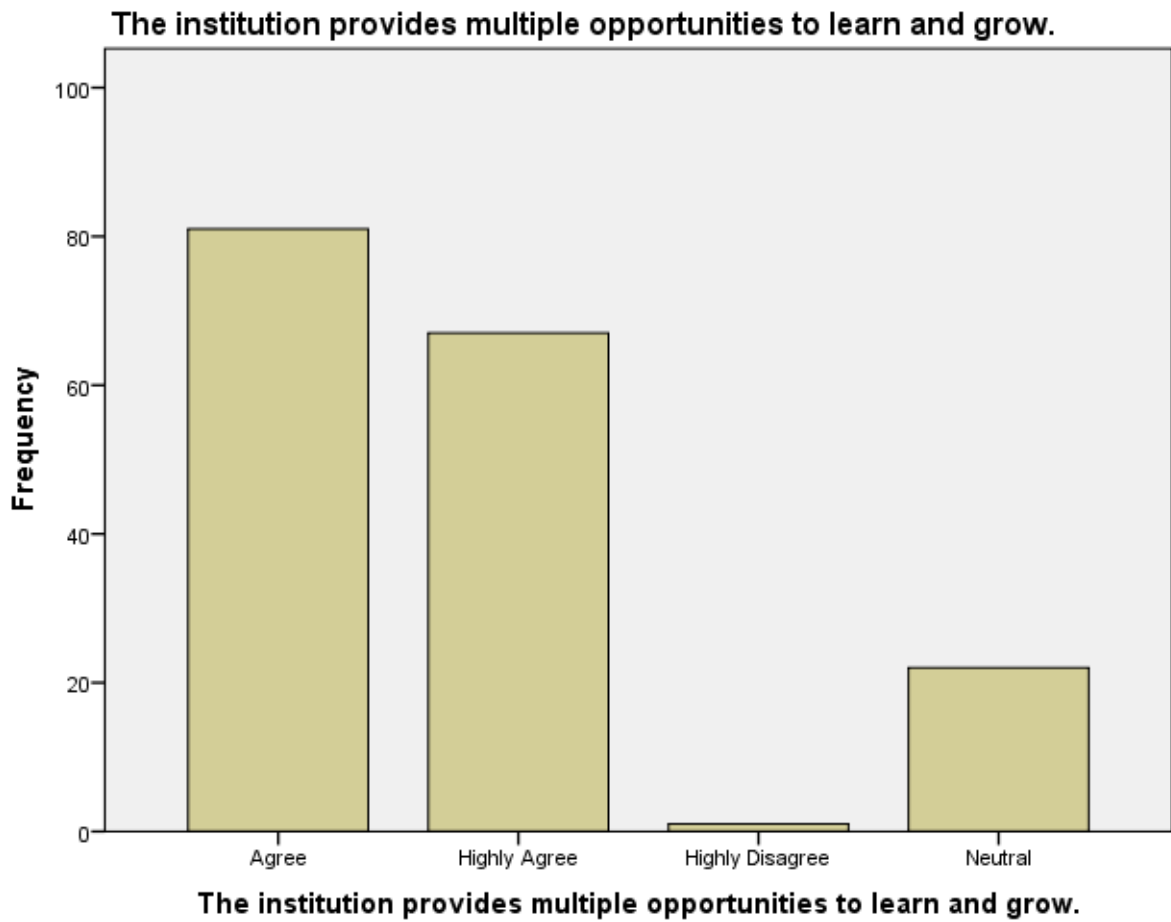
The teaching and mentoring process in your institution facilitates you to perform better.



The teaching and mentoring process in your institution facilitates you to perform better.

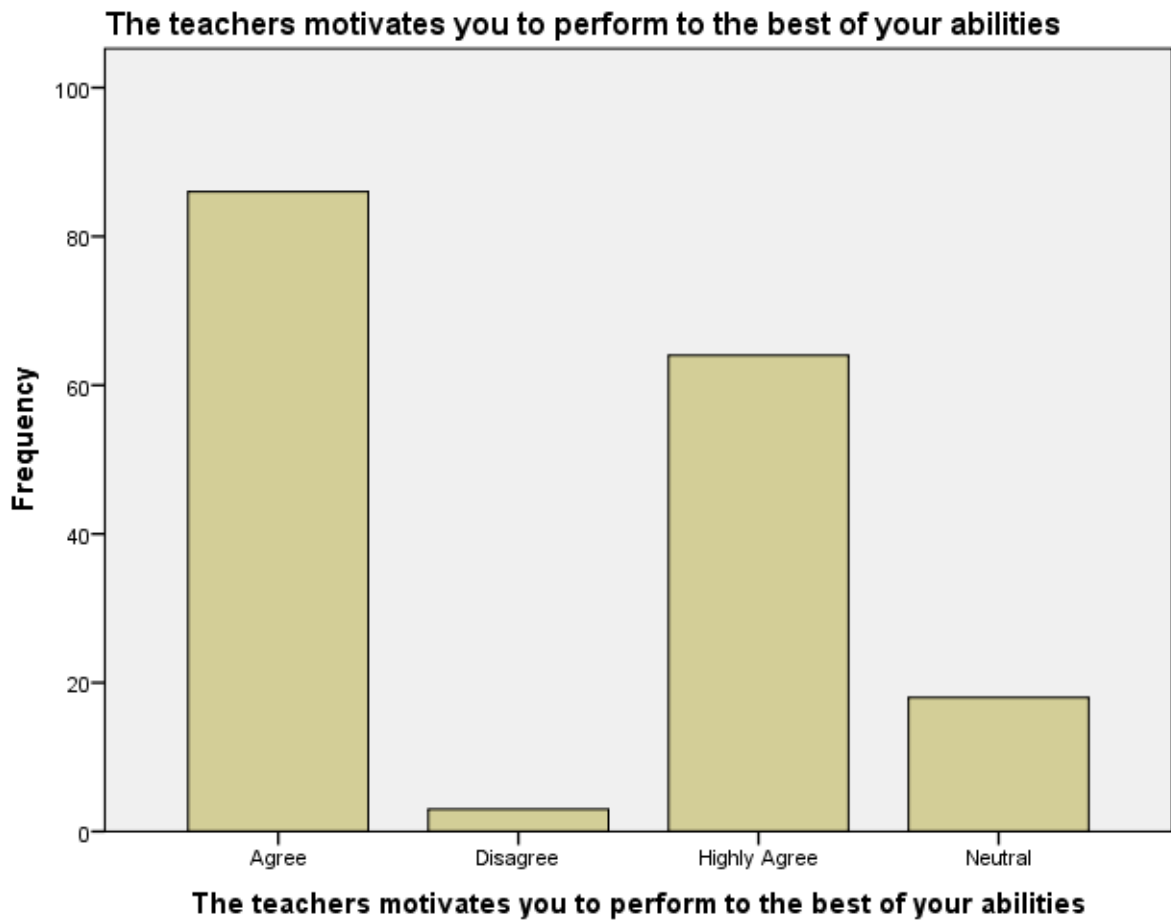
The institution provides multiple opportunities to learn and grow.

	Frequency	Percent	Valid Percent	Cumulative Percent
Agree	81	47.4	47.4	47.4
Highly Agree	67	39.2	39.2	86.5
Highly Disagree	1	.6	.6	87.1
Neutral	22	12.9	12.9	100.0
Total	171	100.0	100.0	



The teachers motivates you to perform to the best of your abilities

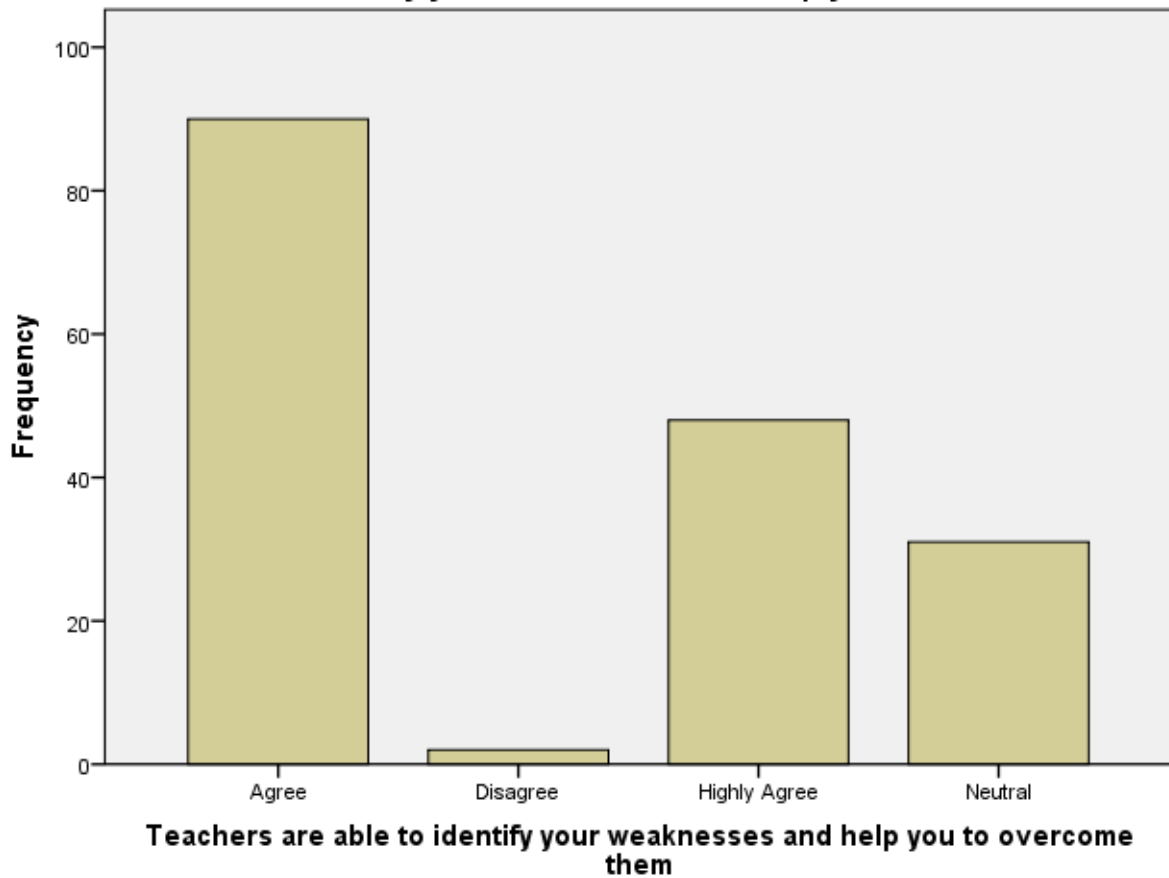
	Frequency	Percent	Valid Percent	Cumulative Percent
Valid Agree	86	50.3	50.3	50.3
Disagree	3	1.8	1.8	52.0
Highly Agree	64	37.4	37.4	89.5
Neutral	18	10.5	10.5	100.0
Total	171	100.0	100.0	



Teachers are able to identify your weaknesses and help you to overcome them

	Frequency	Percent	Valid Percent	Cumulative Percent
Valid Agree	90	52.6	52.6	52.6
Disagree	2	1.2	1.2	53.8
Highly Agree	48	28.1	28.1	81.9
Neutral	31	18.1	18.1	100.0
Total	171	100.0	100.0	

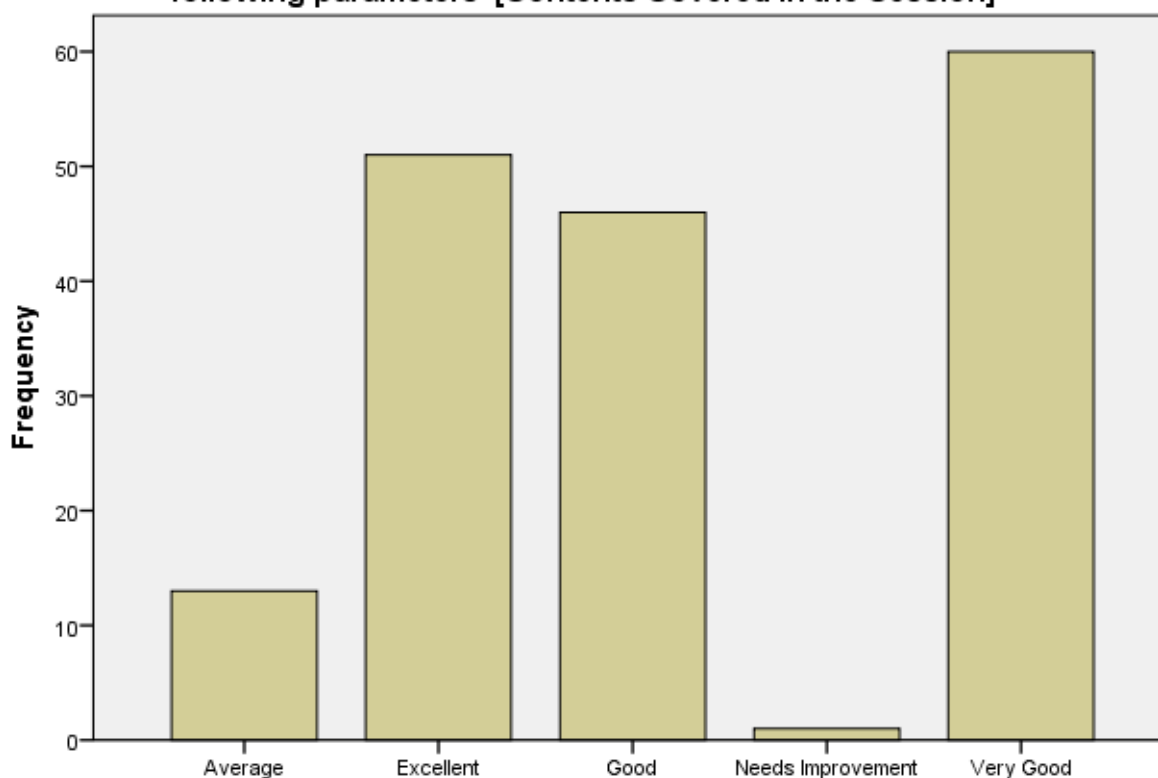
Teachers are able to identify your weaknesses and help you to overcome them



Give your rating regarding Online session during COVID19 Lockdown on following parameters [Contents Covered in the Session]

	Frequency	Percent	Valid Percent	Cumulative Percent
Average	13	7.6	7.6	7.6
Excellent	51	29.8	29.8	37.4
Good	46	26.9	26.9	64.3
Needs Improvement	1	.6	.6	64.9
Very Good	60	35.1	35.1	100.0
Total	171	100.0	100.0	

Give your rating regarding Online session during COVID19 Lockdown on following parameters [Contents Covered in the Session]

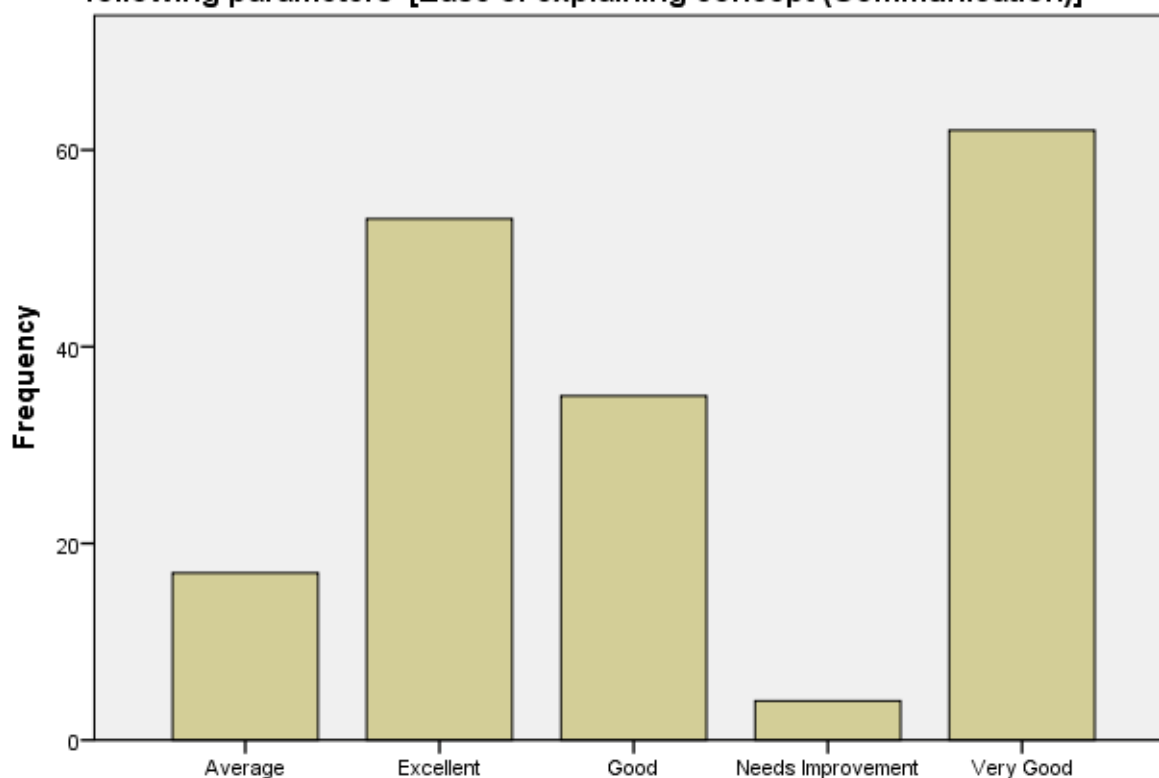


Give your rating regarding Online session during COVID19 Lockdown on following parameters [Contents Covered in the Session]

Give your rating regarding Online session during COVID19 Lockdown on following parameters [Ease of explaining concept (Communication)]

	Frequency	Percent	Valid Percent	Cumulative Percent
Average	17	9.9	9.9	9.9
Excellent	53	31.0	31.0	40.9
Good	35	20.5	20.5	61.4
Needs Improvement	4	2.3	2.3	63.7
Very Good	62	36.3	36.3	100.0
Total	171	100.0	100.0	

Give your rating regarding Online session during COVID19 Lockdown on following parameters [Ease of explaining concept (Communication)]

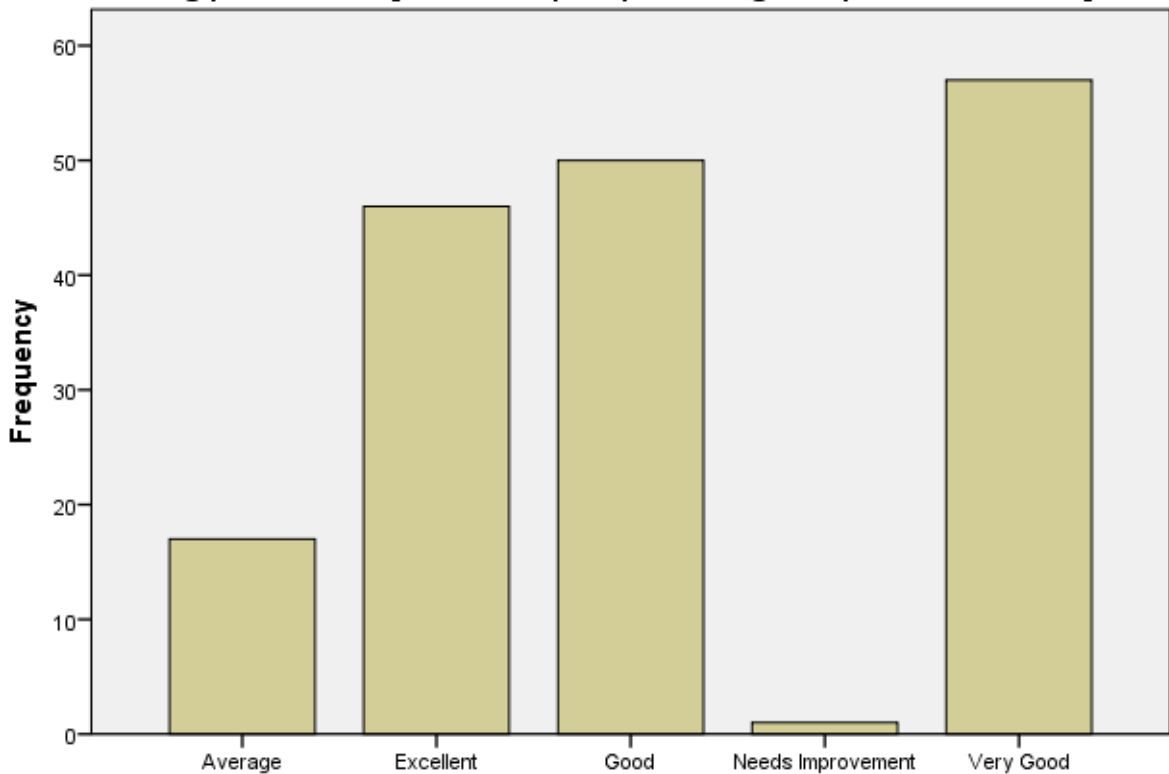


Give your rating regarding Online session during COVID19 Lockdown on following parameters [Ease of explaining concept (Communication)]

Give your rating regarding Online session during COVID19 Lockdown on following parameters [Live Examples pertaining to topics are covered]

	Frequency	Percent	Valid Percent	Cumulative Percent
Average	17	9.9	9.9	9.9
Excellent	46	26.9	26.9	36.8
Good	50	29.2	29.2	66.1
Needs Improvement	1	.6	.6	66.7
Very Good	57	33.3	33.3	100.0
Total	171	100.0	100.0	

Give your rating regarding Online session during COVID19 Lockdown on following parameters [Live Examples pertaining to topics are covered]

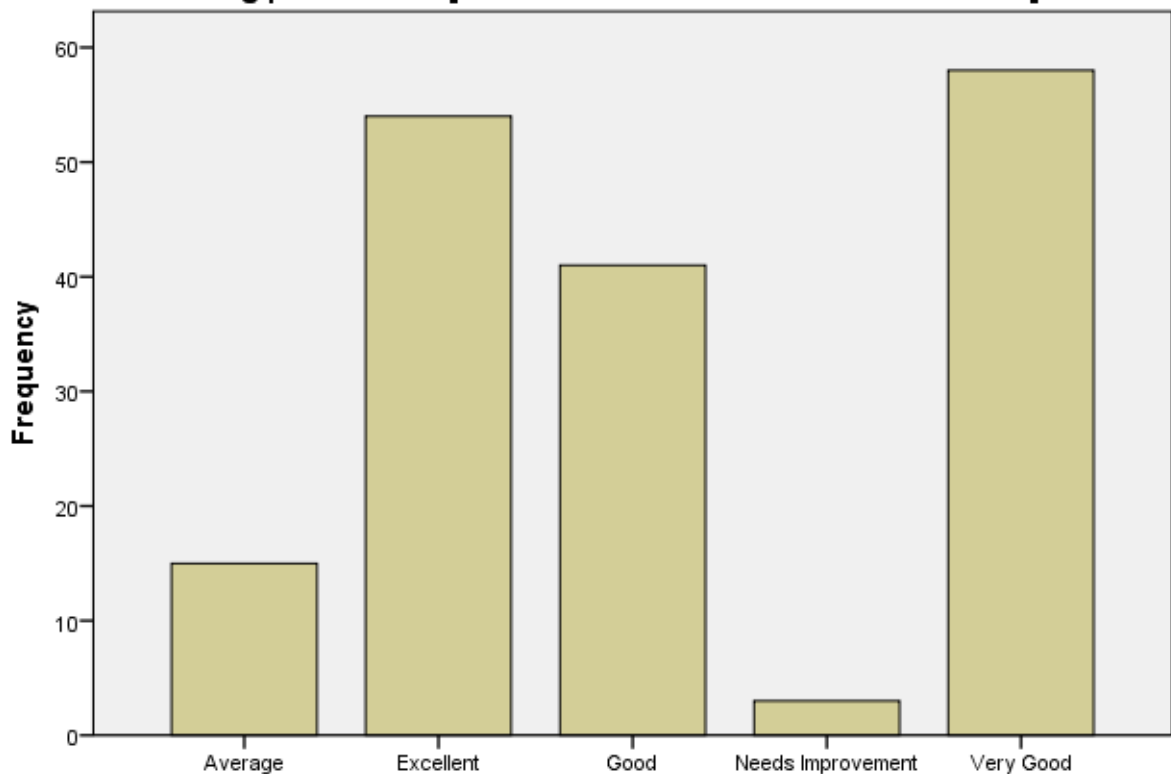


Give your rating regarding Online session during COVID19 Lockdown on following parameters [Live Examples pertaining to topics are covered]

Give your rating regarding Online session during COVID19 Lockdown on following parameters [Relates the course to real life situations]

	Frequency	Percent	Valid Percent	Cumulative Percent
Average	15	8.8	8.8	8.8
Excellent	54	31.6	31.6	40.4
Good	41	24.0	24.0	64.3
Needs Improvement	3	1.8	1.8	66.1
Very Good	58	33.9	33.9	100.0
Total	171	100.0	100.0	

Give your rating regarding Online session during COVID19 Lockdown on following parameters [Relates the course to real life situations]

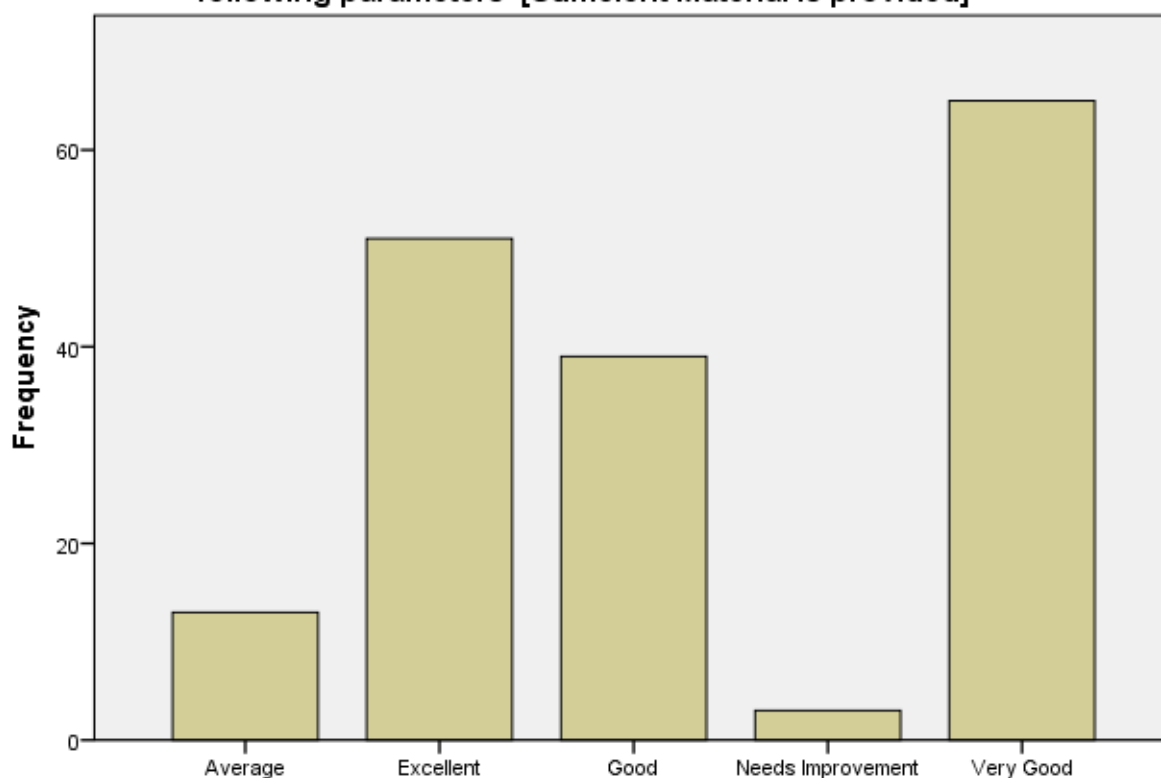


Give your rating regarding Online session during COVID19 Lockdown on following parameters [Relates the course to real life situations]

Give your rating regarding Online session during COVID19 Lockdown on following parameters [Sufficient Material is provided]

	Frequency	Percent	Valid Percent	Cumulative Percent
Average	13	7.6	7.6	7.6
Excellent	51	29.8	29.8	37.4
Good	39	22.8	22.8	60.2
Needs Improvement	3	1.8	1.8	62.0
Very Good	65	38.0	38.0	100.0
Total	171	100.0	100.0	

Give your rating regarding Online session during COVID19 Lockdown on following parameters [Sufficient Material is provided]



Give your rating regarding Online session during COVID19 Lockdown on following parameters [Sufficient Material is provided]

What are the challenges or issues faced during COVID19 Lockdown ?

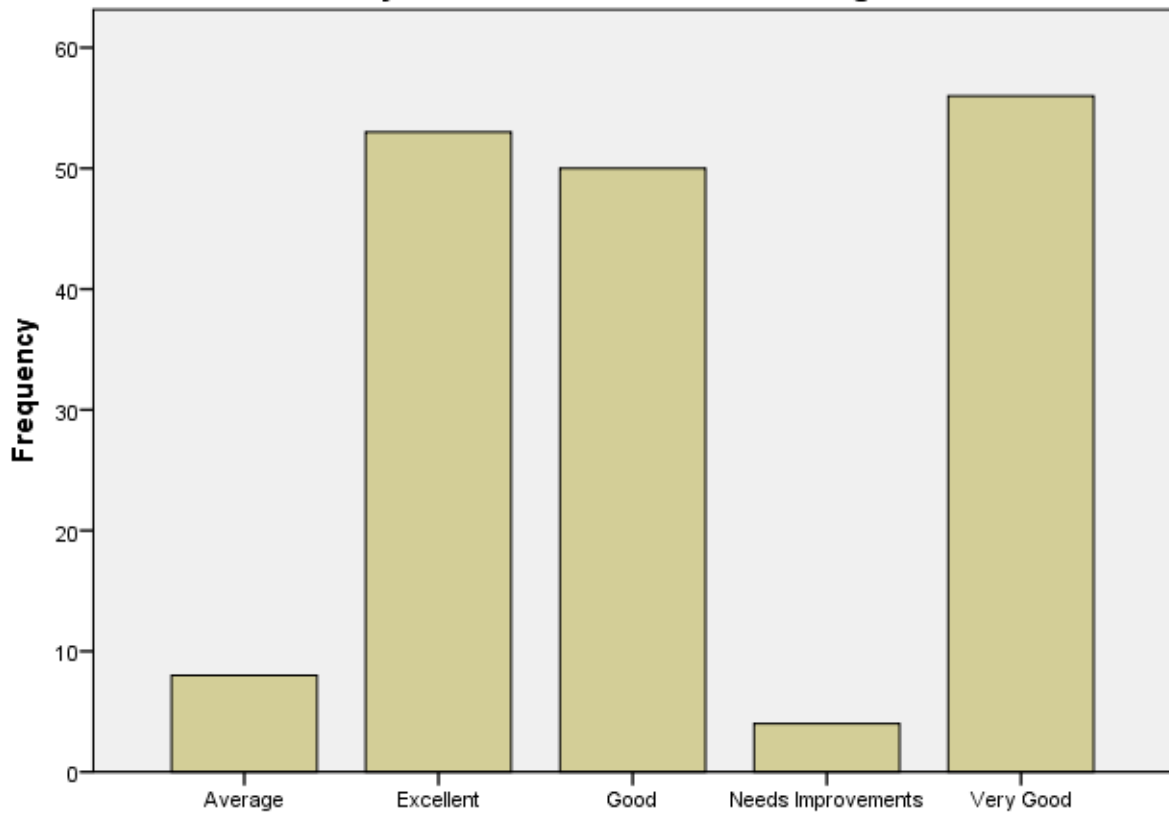
	Frequency	Percent	Valid Percent	Cumulative Percent
Application Issue (ZOOM, Hangouts etc)	6	3.5	3.5	3.5
Application Issue (ZOOM, Hangouts etc), Assignment	1	.6	.6	4.1
Application Issue (ZOOM, Hangouts etc), Online Ses	2	1.2	1.2	5.3
Assignments Submission	1	.6	.6	5.8
Electronic Device Issue	2	1.2	1.2	7.0
Electronic Device Issue, Online Session Delivery,	2	1.2	1.2	8.2
Network Problem	44	25.7	25.7	33.9
Network Problem, Application Issue (ZOOM, Hangouts	39	22.8	22.8	56.7
Network Problem, Assignments Submission	2	1.2	1.2	57.9
Network Problem, Electronic Device Issue	21	12.3	12.3	70.2
Network Problem, Electronic Device Issue, Applicat	28	16.4	16.4	86.5
Network Problem, Electronic Device Issue, Assignme	7	4.1	4.1	90.6
Network Problem, Electronic Device Issue, Facing e	1	.6	.6	91.2
Network Problem, Electronic Device Issue, in rural	1	.6	.6	91.8
Network Problem, Electronic Device Issue, Online C	3	1.8	1.8	93.6
Network Problem, Electronic Device Issue, Online M	2	1.2	1.2	94.7

What are the challenges or issues faced during COVID19 Lockdown ?

Rate the efforts made by the Institute towards minimizing Academic Loss?

	Frequency	Percent	Valid Percent	Cumulative Percent
Average	8	4.7	4.7	4.7
Excellent	53	31.0	31.0	35.7
Good	50	29.2	29.2	64.9
Valid Needs Improvements	4	2.3	2.3	67.3
Very Good	56	32.7	32.7	100.0
Total	171	100.0	100.0	

Rate the efforts made by the Institute towards minimizing Academic Loss?

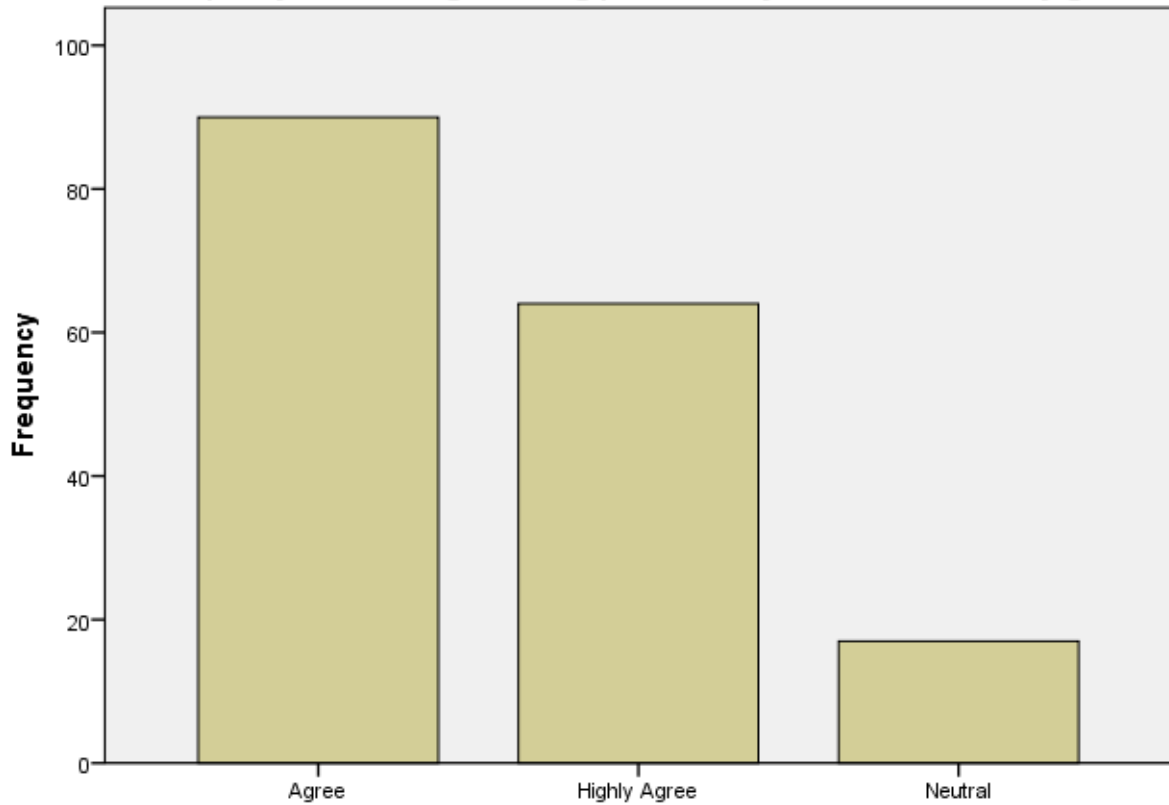


Rate the efforts made by the Institute towards minimizing Academic Loss?

The overall quality of teaching-learning process in your institute is very good

	Frequency	Percent	Valid Percent	Cumulative Percent
Agree	90	52.6	52.6	52.6
Highly Agree	64	37.4	37.4	90.1
Valid Neutral	17	9.9	9.9	100.0
Total	171	100.0	100.0	

The overall quality of teaching-learning process in your institute is very good

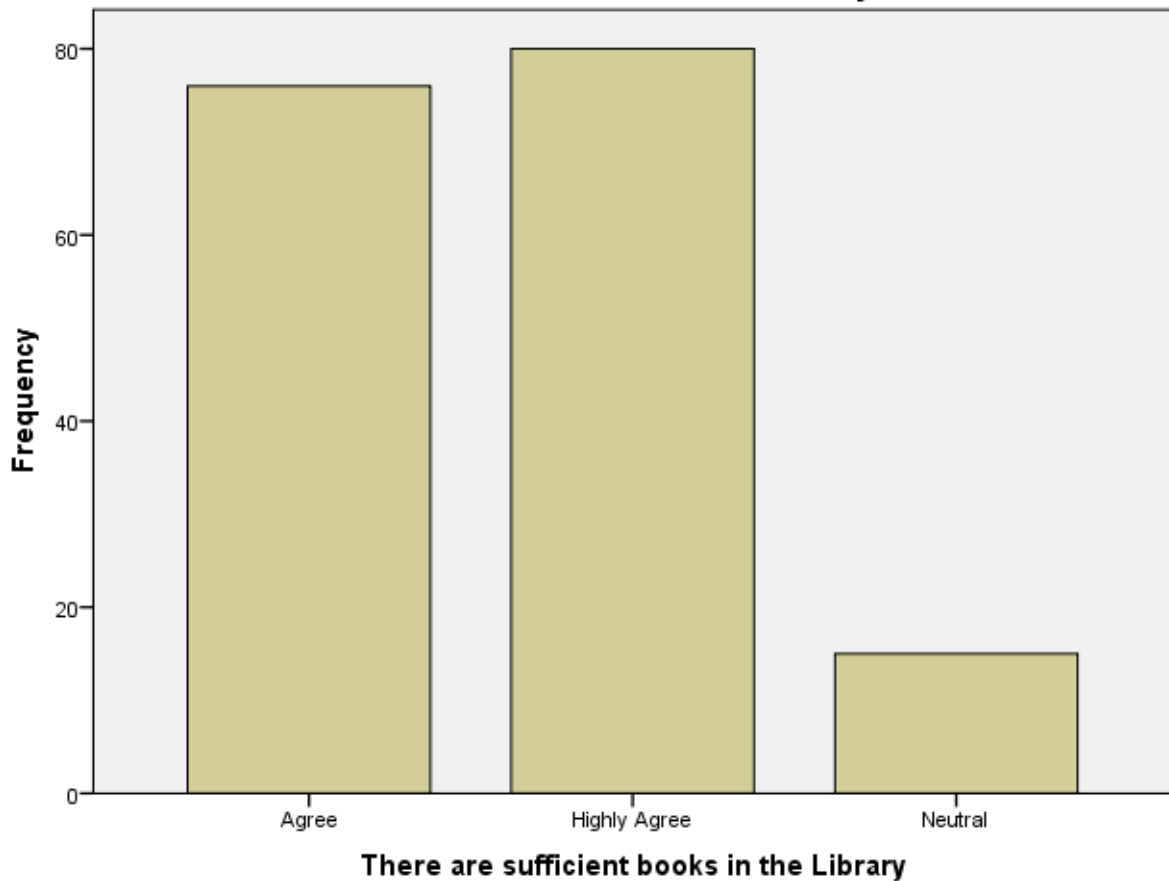


The overall quality of teaching-learning process in your institute is very good

There are sufficient books in the Library

	Frequency	Percent	Valid Percent	Cumulative Percent
Agree	76	44.4	44.4	44.4
Highly Agree	80	46.8	46.8	91.2
Valid Neutral	15	8.8	8.8	100.0
Total	171	100.0	100.0	

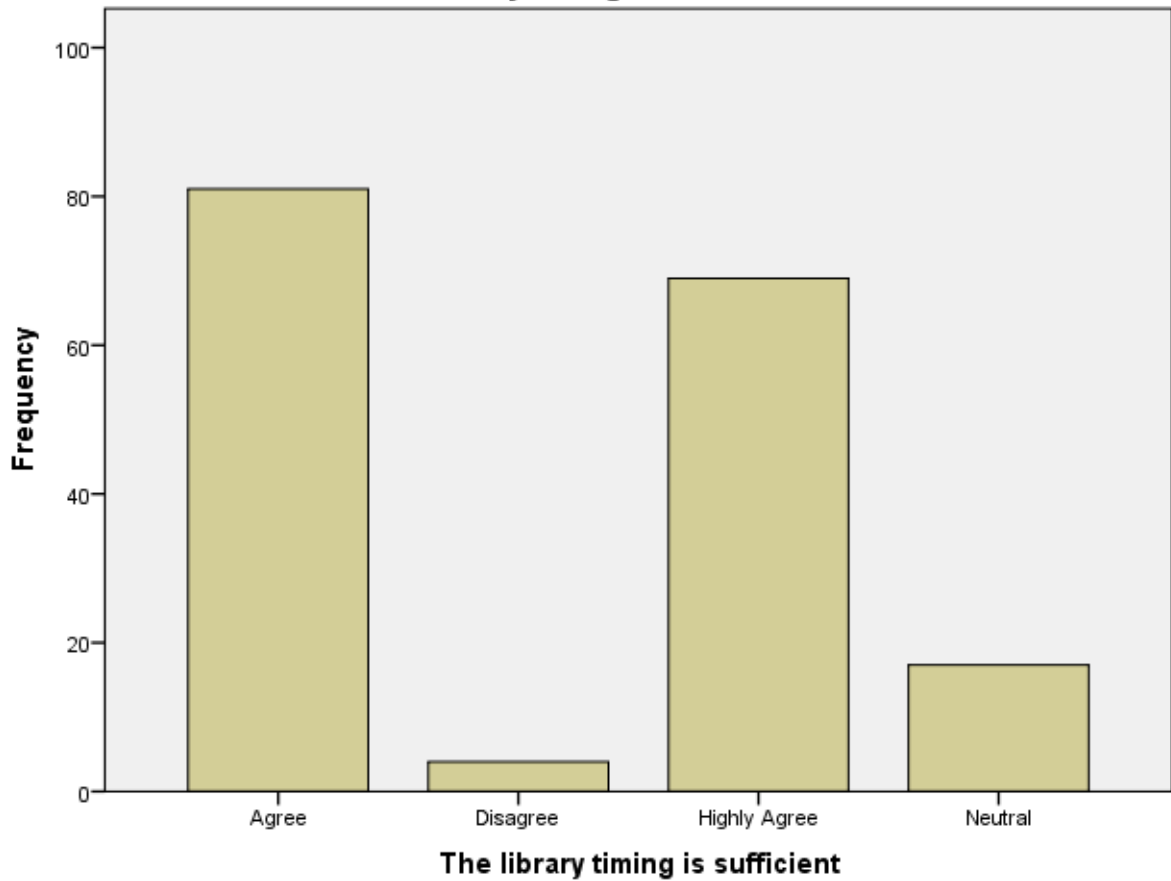
There are sufficient books in the Library



The library timing is sufficient

	Frequency	Percent	Valid Percent	Cumulative Percent
Valid Agree	81	47.4	47.4	47.4
Disagree	4	2.3	2.3	49.7
Highly Agree	69	40.4	40.4	90.1
Neutral	17	9.9	9.9	100.0
Total	171	100.0	100.0	

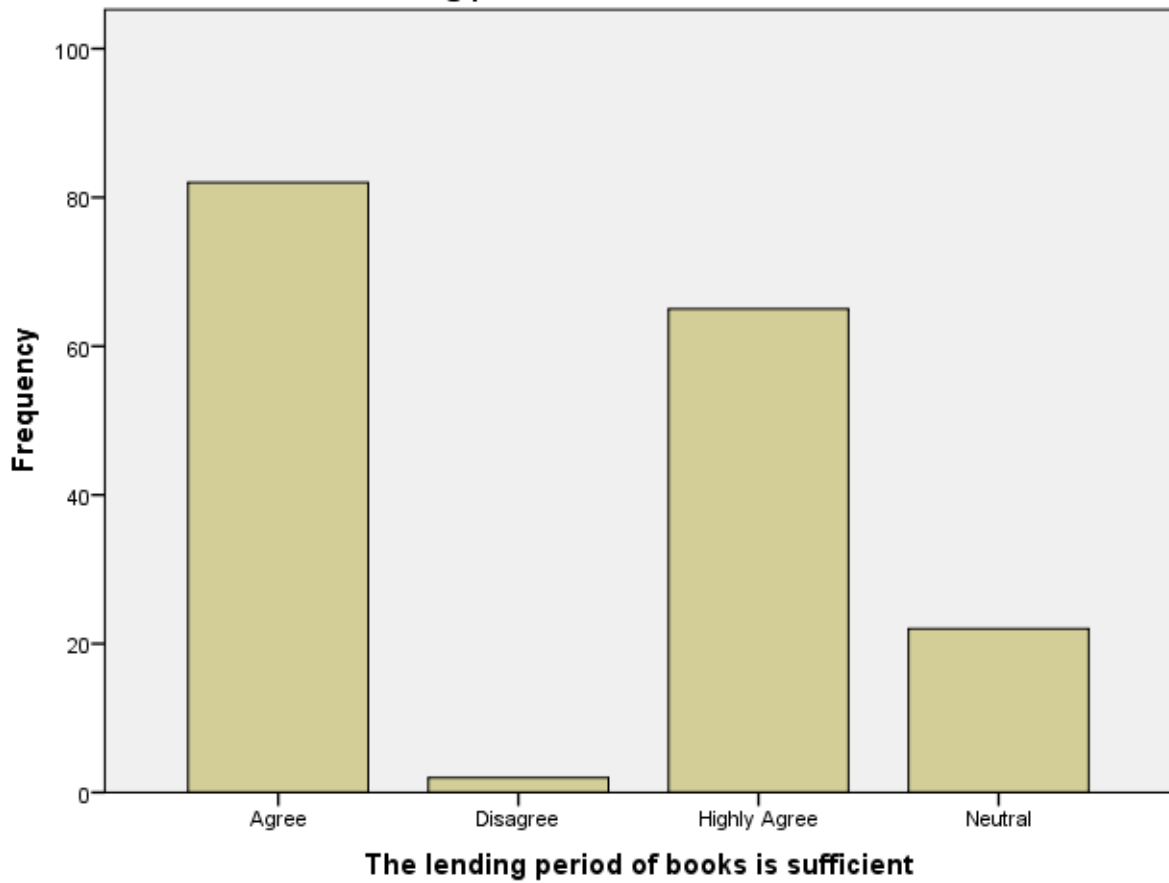
The library timing is sufficient



The lending period of books is sufficient

	Frequency	Percent	Valid Percent	Cumulative Percent
Agree	82	48.0	48.0	48.0
Disagree	2	1.2	1.2	49.1
Valid Highly Agree	65	38.0	38.0	87.1
Neutral	22	12.9	12.9	100.0
Total	171	100.0	100.0	

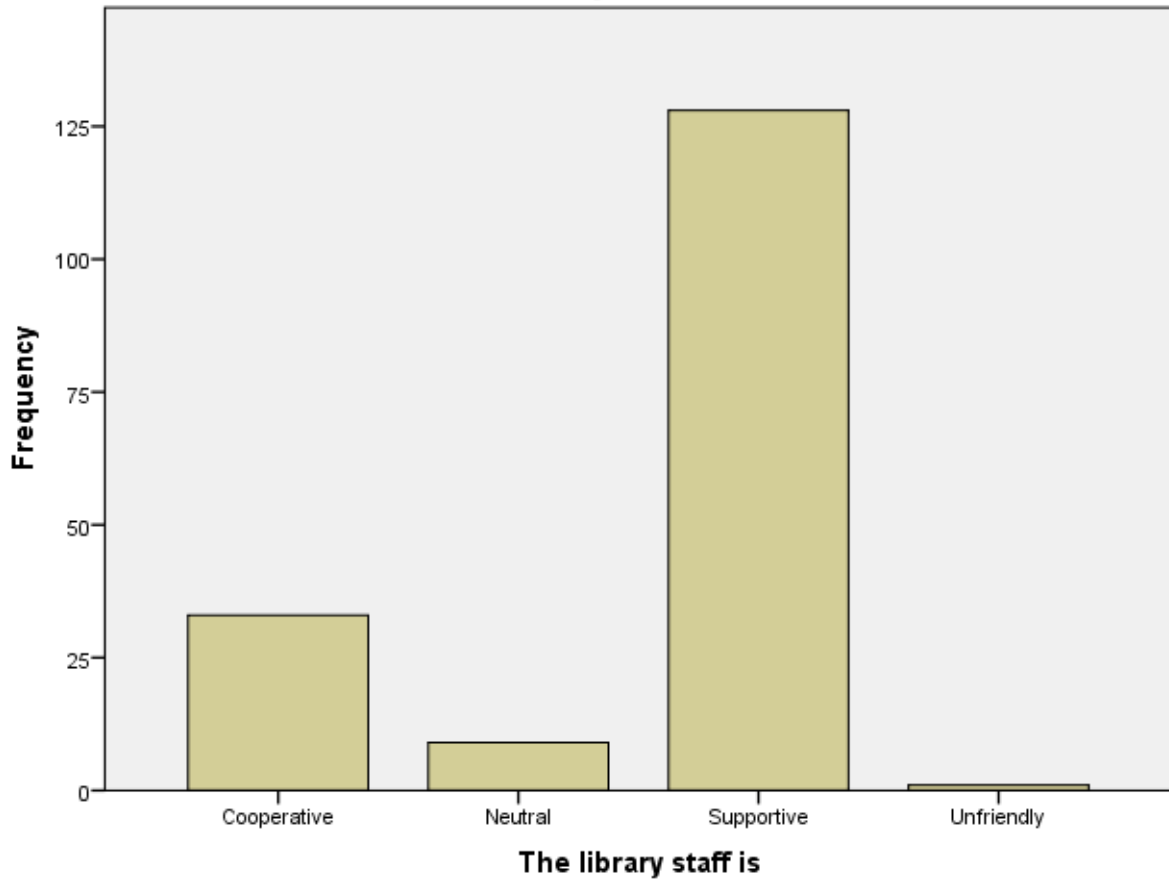
The lending period of books is sufficient



The library staff is

		Frequency	Percent	Valid Percent	Cumulative Percent
Valid	Cooperative	33	19.3	19.3	19.3
	Neutral	9	5.3	5.3	24.6
	Supportive	128	74.9	74.9	99.4
	Unfriendly	1	.6	.6	100.0
	Total	171	100.0	100.0	

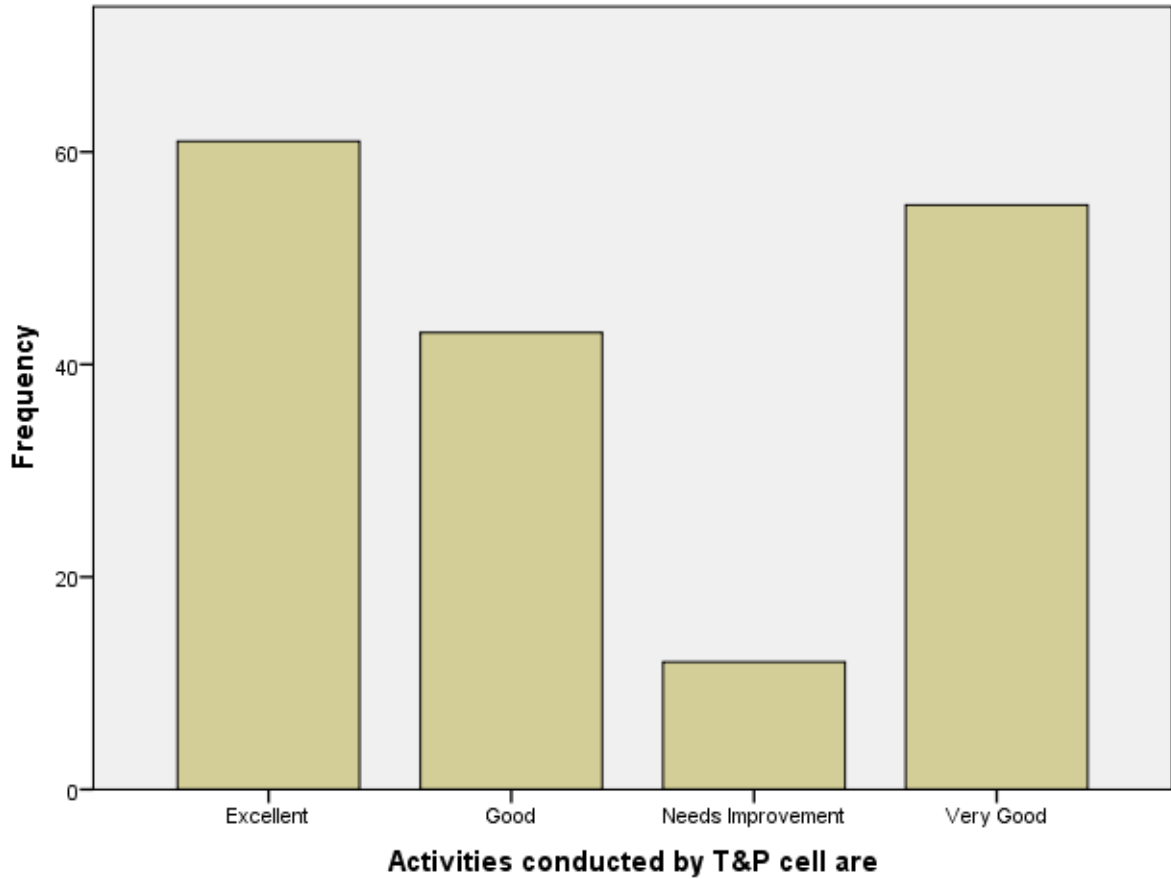
The library staff is



Activities conducted by T&P cell are

	Frequency	Percent	Valid Percent	Cumulative Percent
Excellent	61	35.7	35.7	35.7
Good	43	25.1	25.1	60.8
Needs Improvement	12	7.0	7.0	67.8
Very Good	55	32.2	32.2	100.0
Total	171	100.0	100.0	

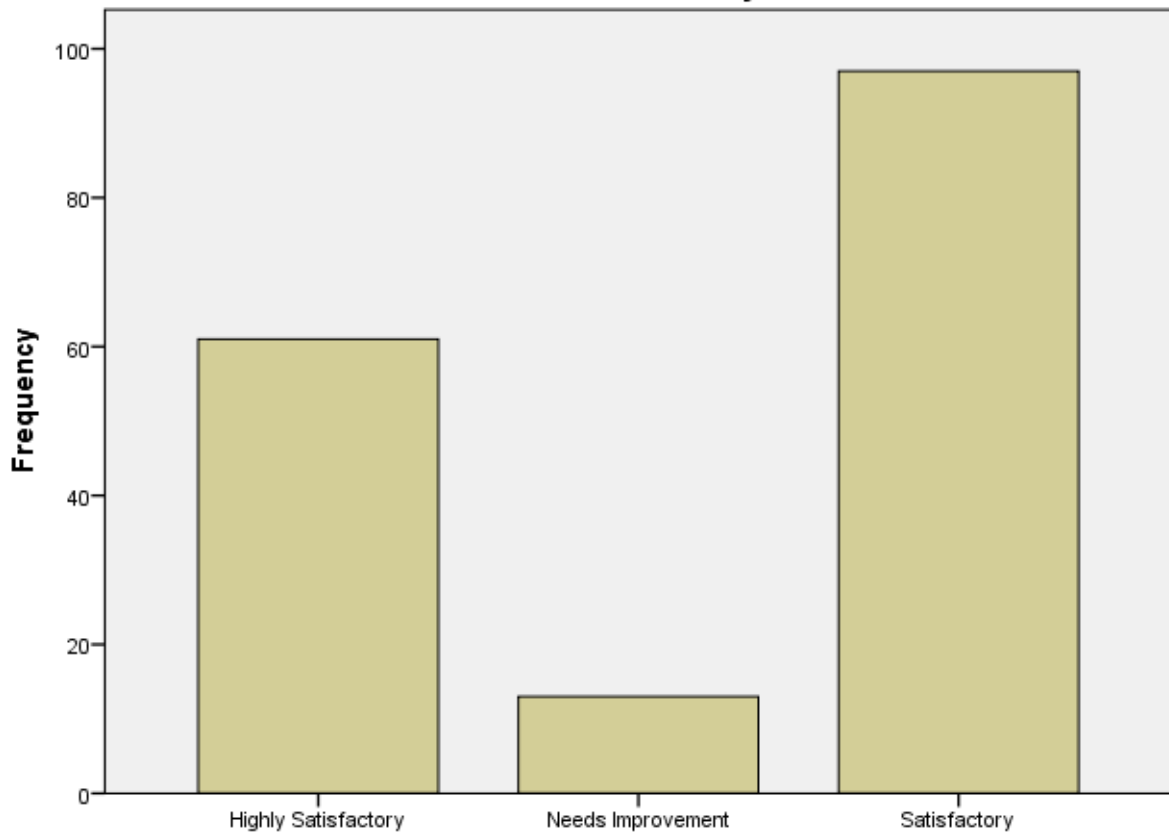
Activities conducted by T&P cell are



Rate the T&P activities conducted by the Institute.

	Frequency	Percent	Valid Percent	Cumulative Percent
Highly Satisfactory	61	35.7	35.7	35.7
Needs Improvement	13	7.6	7.6	43.3
Satisfactory	97	56.7	56.7	100.0
Total	171	100.0	100.0	

Rate the T&P activities conducted by the Institute.

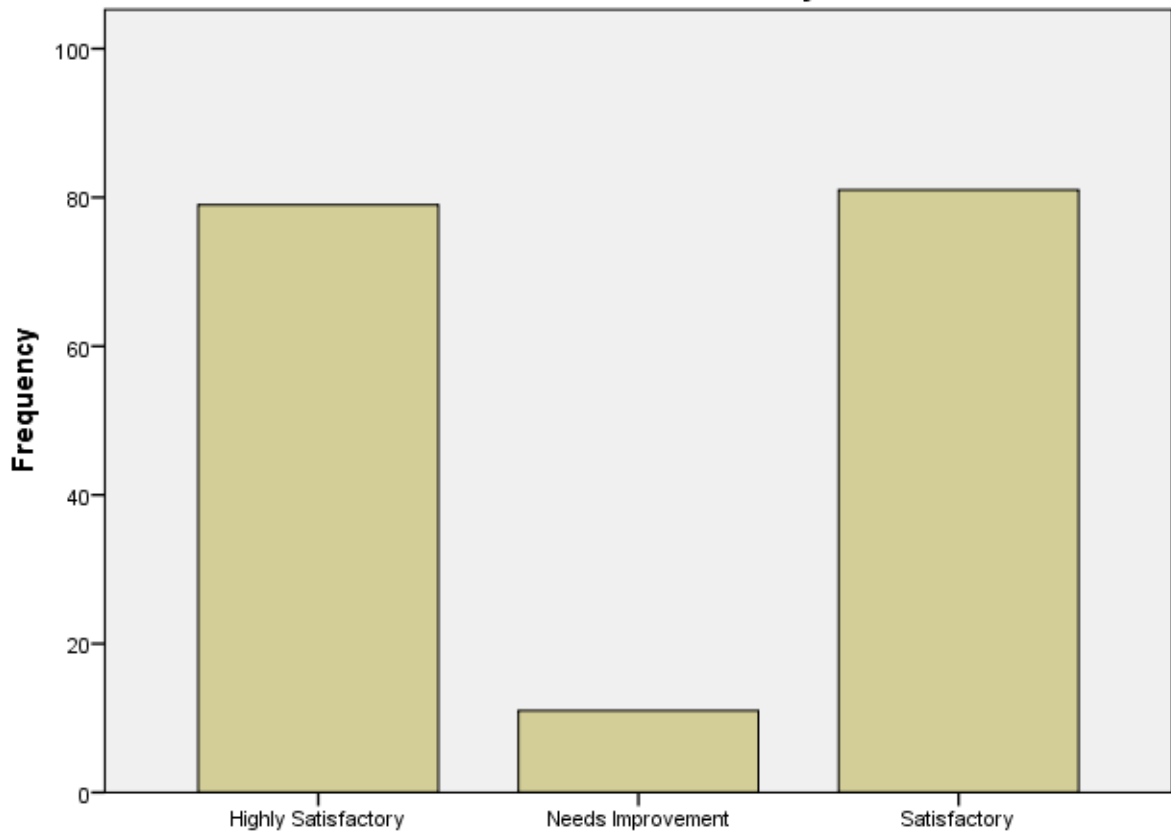


Rate the T&P activities conducted by the Institute.

Rate the Events & /or Activities conducted by the Institute.

	Frequency	Percent	Valid Percent	Cumulative Percent
Valid Highly Satisfactory	79	46.2	46.2	46.2
Needs Improvement	11	6.4	6.4	52.6
Satisfactory	81	47.4	47.4	100.0
Total	171	100.0	100.0	

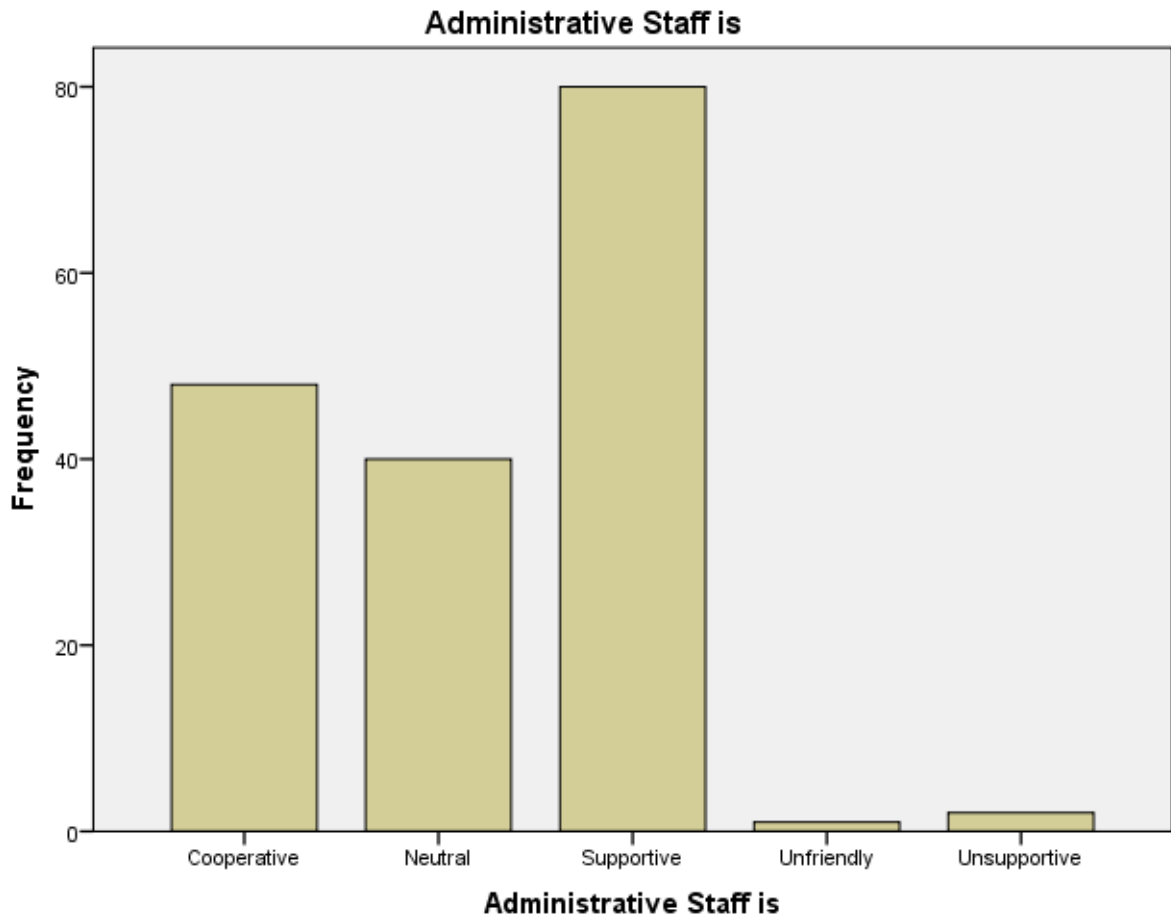
Rate the Events & /or Activities conducted by the Institute.



Rate the Events & /or Activities conducted by the Institute.

Administrative Staff is

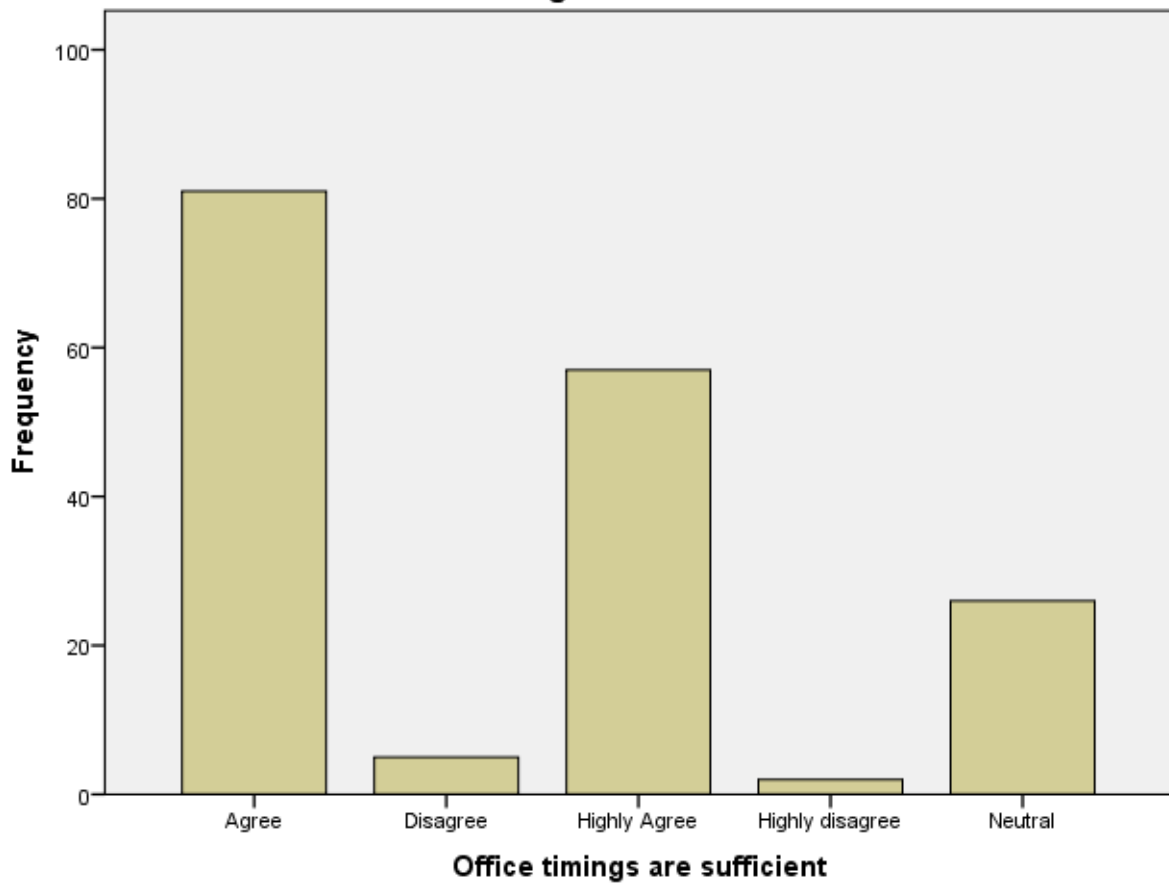
	Frequency	Percent	Valid Percent	Cumulative Percent
Cooperative	48	28.1	28.1	28.1
Neutral	40	23.4	23.4	51.5
Supportive	80	46.8	46.8	98.2
Valid Unfriendly	1	.6	.6	98.8
Unsupportive	2	1.2	1.2	100.0
Total	171	100.0	100.0	



Office timings are sufficient

	Frequency	Percent	Valid Percent	Cumulative Percent
Agree	81	47.4	47.4	47.4
Disagree	5	2.9	2.9	50.3
Highly Agree	57	33.3	33.3	83.6
Highly disagree	2	1.2	1.2	84.8
Neutral	26	15.2	15.2	100.0
Total	171	100.0	100.0	

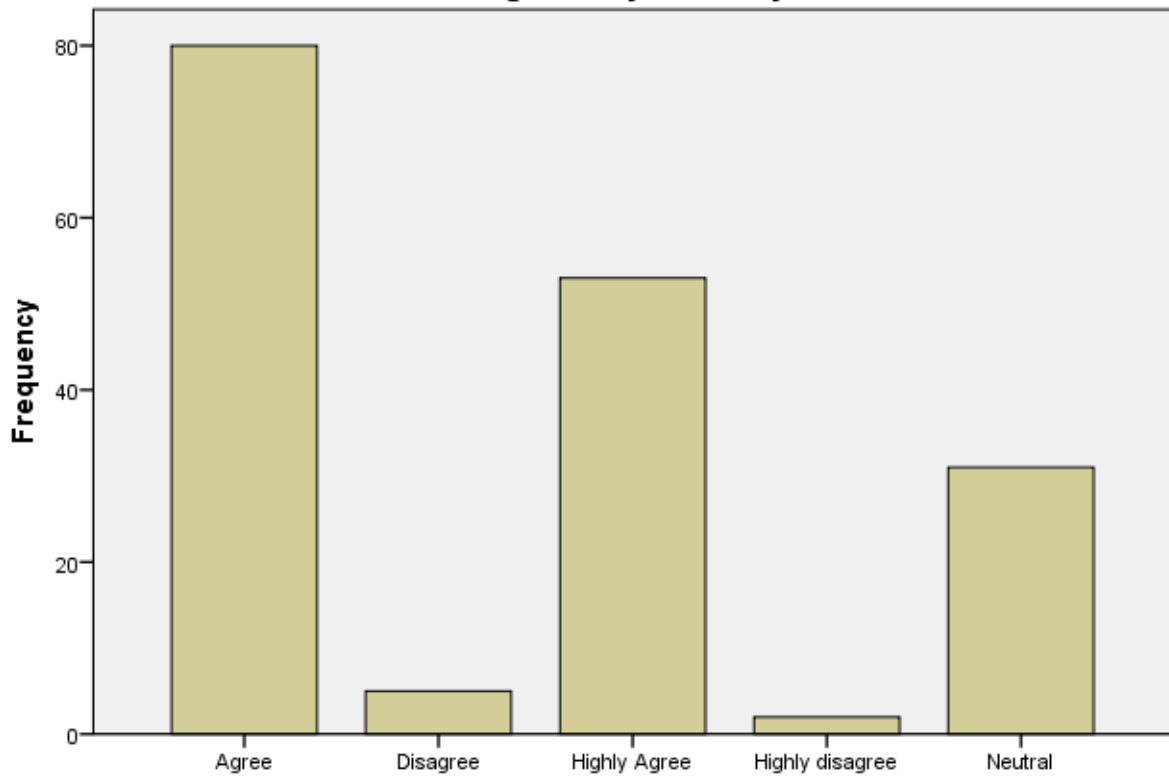
Office timings are sufficient



whenever you ask for the information related to Payment of fees/ fees balance, the staff gives it you readily

	Frequency	Percent	Valid Percent	Cumulative Percent
Agree	80	46.8	46.8	46.8
Disagree	5	2.9	2.9	49.7
Highly Agree	53	31.0	31.0	80.7
Valid Highly disagree	2	1.2	1.2	81.9
Neutral	31	18.1	18.1	100.0
Total	171	100.0	100.0	

whenever you ask for the information related to Payment of fees/ fees balance, the staff gives it you readily

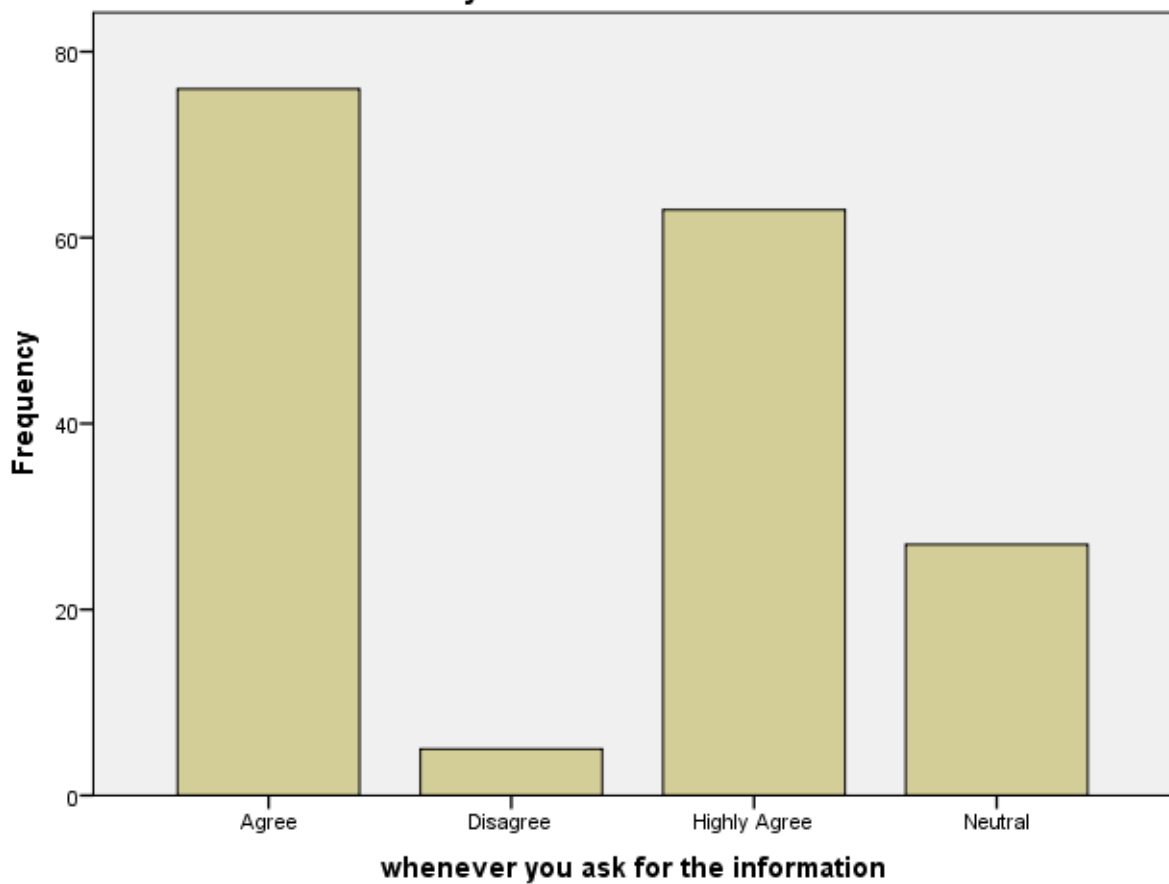


whenever you ask for the information related to Payment of fees/ fees balance, the staff gives it you readily

whenever you ask for the information

	Frequency	Percent	Valid Percent	Cumulative Percent
Agree	76	44.4	44.4	44.4
Disagree	5	2.9	2.9	47.4
Highly Agree	63	36.8	36.8	84.2
Neutral	27	15.8	15.8	100.0
Total	171	100.0	100.0	

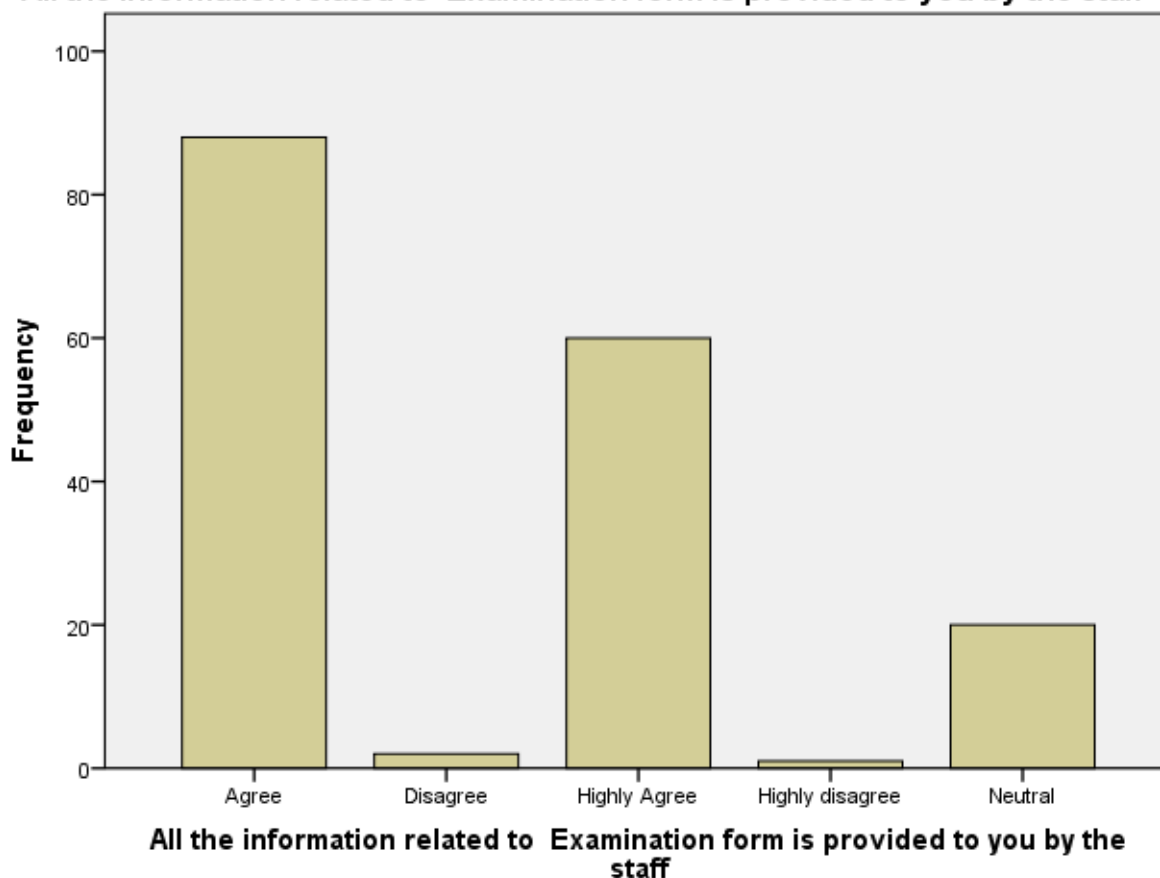
whenever you ask for the information



All the information related to Examination form is provided to you by the staff

	Frequency	Percent	Valid Percent	Cumulative Percent
Agree	88	51.5	51.5	51.5
Disagree	2	1.2	1.2	52.6
Highly Agree	60	35.1	35.1	87.7
Highly disagree	1	.6	.6	88.3
Neutral	20	11.7	11.7	100.0
Total	171	100.0	100.0	

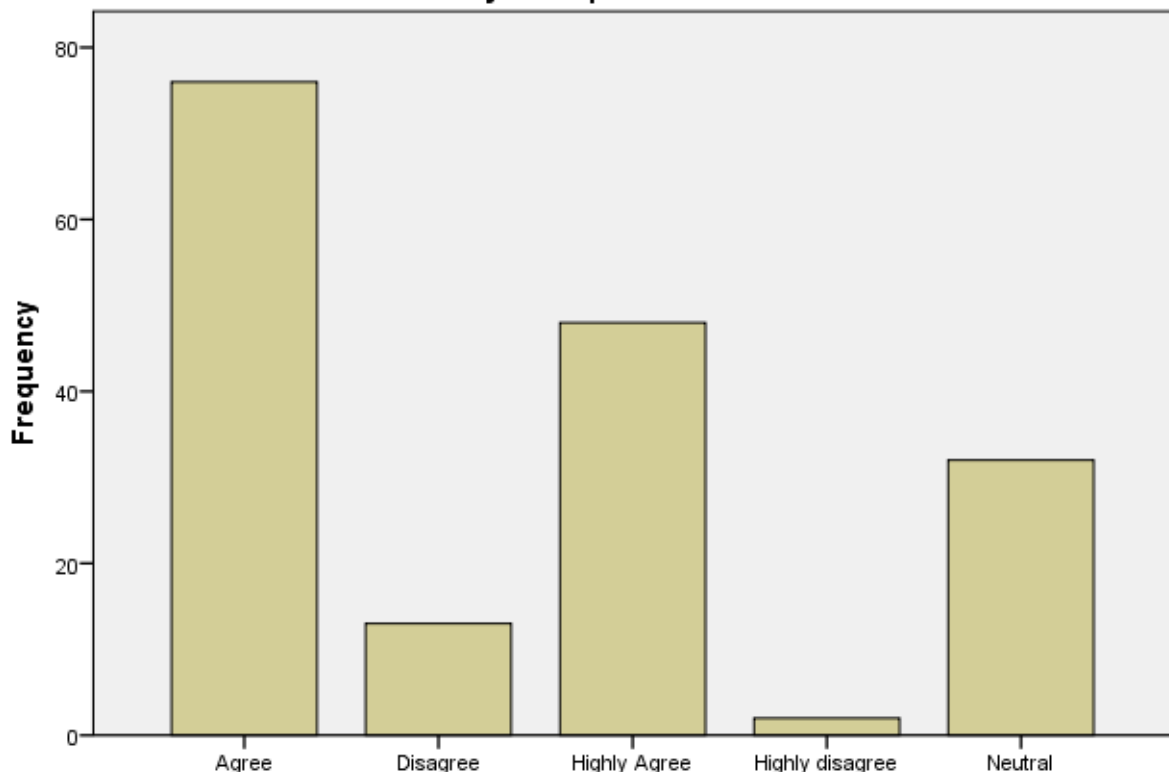
All the information related to Examination form is provided to you by the staff



Documents /Certificates required (Bona fide/ TC etc) are given to you on the day they were promised

	Frequency	Percent	Valid Percent	Cumulative Percent
Agree	76	44.4	44.4	44.4
Disagree	13	7.6	7.6	52.0
Highly Agree	48	28.1	28.1	80.1
Highly disagree	2	1.2	1.2	81.3
Neutral	32	18.7	18.7	100.0
Total	171	100.0	100.0	

Documents /Certificates required (Bona fide/ TC etc) are given to you on the day they were promised

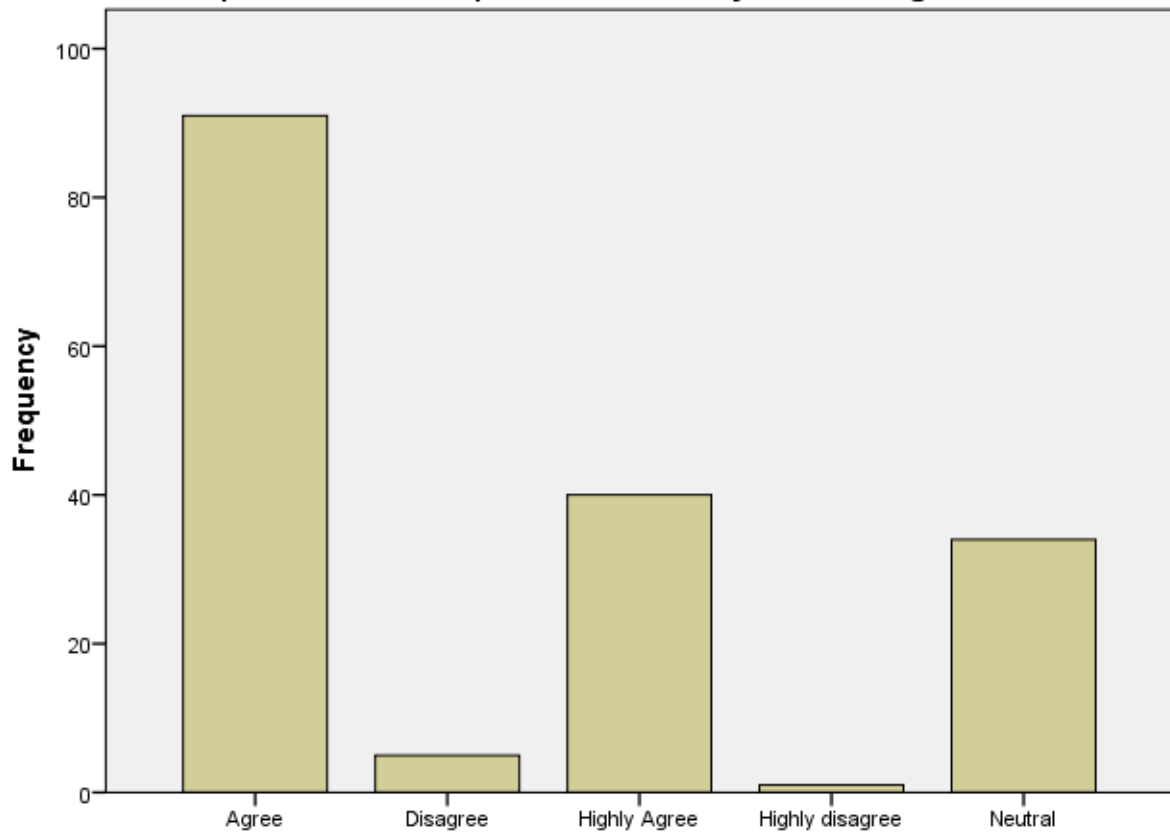


Documents /Certificates required (Bona fide/ TC etc) are given to you on the day they were promised

The computers in the computer lab are always in working condition

	Frequency	Percent	Valid Percent	Cumulative Percent
Agree	91	53.2	53.2	53.2
Disagree	5	2.9	2.9	56.1
Highly Agree	40	23.4	23.4	79.5
Highly disagree	1	.6	.6	80.1
Neutral	34	19.9	19.9	100.0
Total	171	100.0	100.0	

The computers in the computer lab are always in working condition

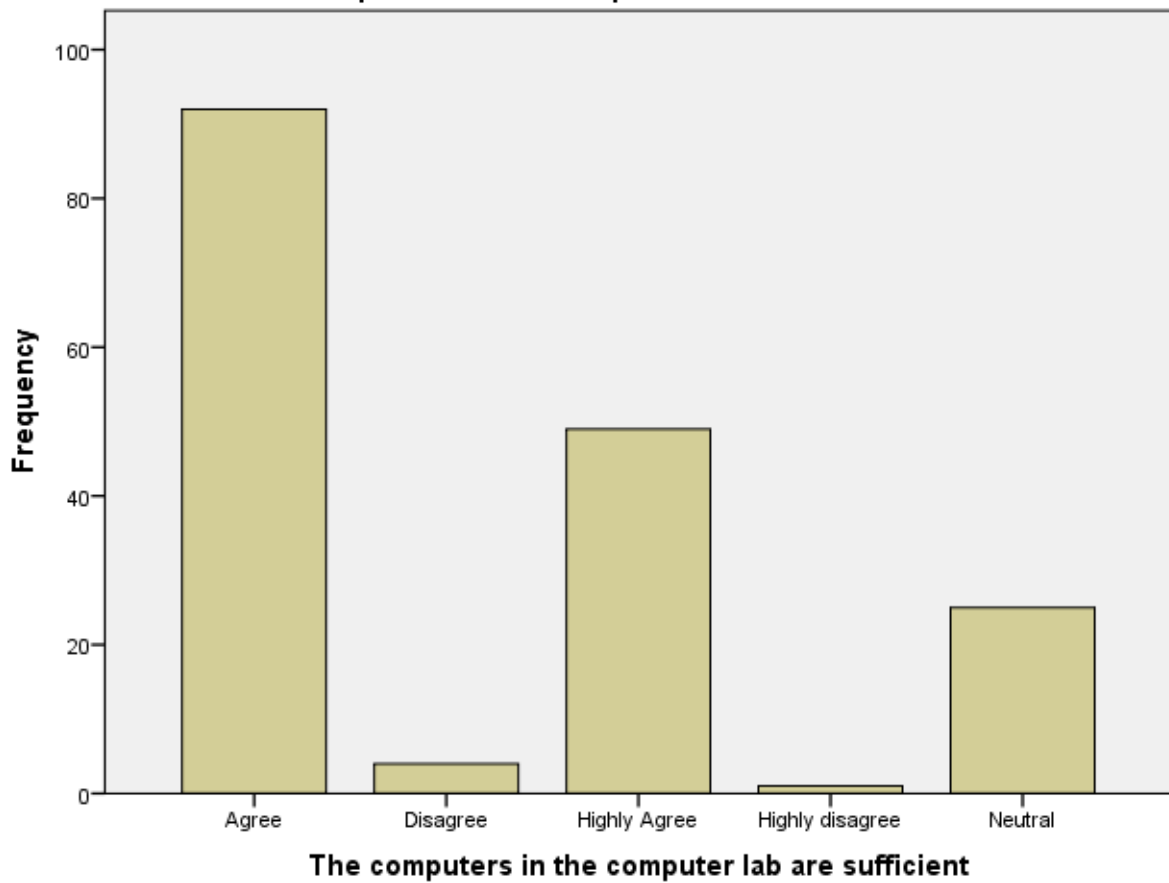


The computers in the computer lab are always in working condition

The computers in the computer lab are sufficient

	Frequency	Percent	Valid Percent	Cumulative Percent
Agree	92	53.8	53.8	53.8
Disagree	4	2.3	2.3	56.1
Highly Agree	49	28.7	28.7	84.8
Valid Highly disagree	1	.6	.6	85.4
Neutral	25	14.6	14.6	100.0
Total	171	100.0	100.0	

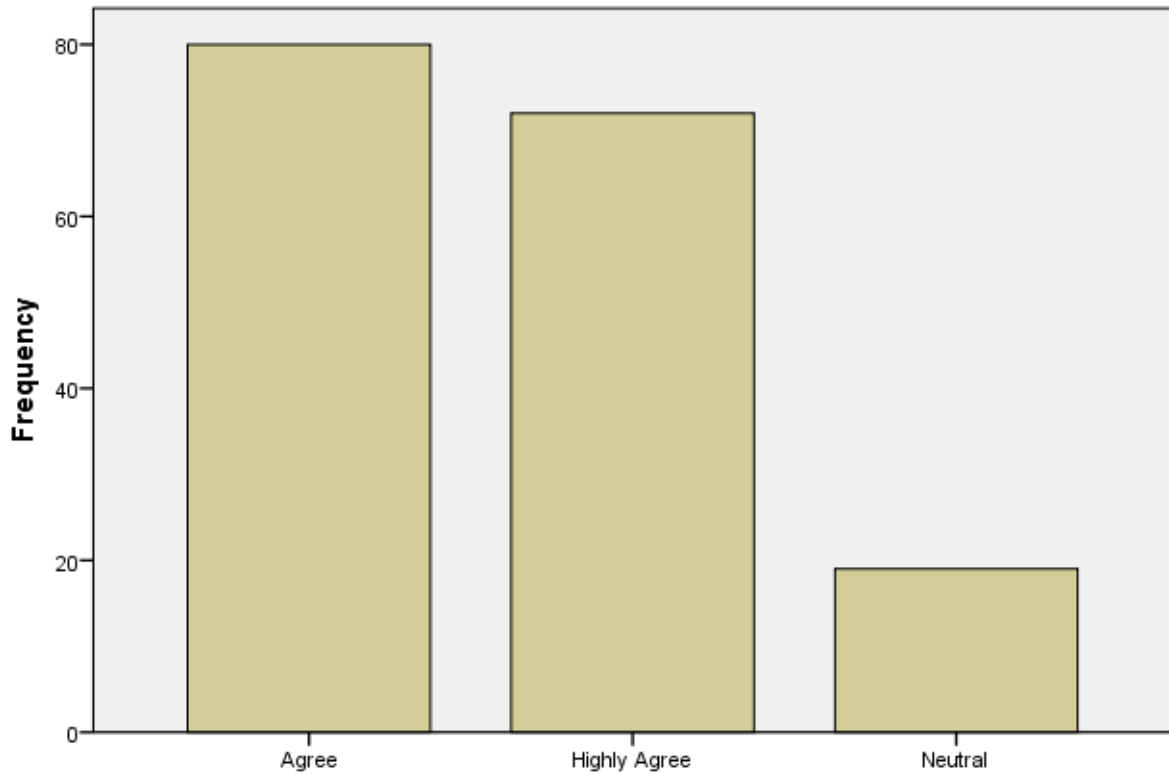
The computers in the computer lab are sufficient



The Classrooms / Conference Hall / Seminar Hall / Computer Labs / Library are well ventilated

	Frequency	Percent	Valid Percent	Cumulative Percent
Agree	80	46.8	46.8	46.8
Highly Agree	72	42.1	42.1	88.9
Neutral	19	11.1	11.1	100.0
Total	171	100.0	100.0	

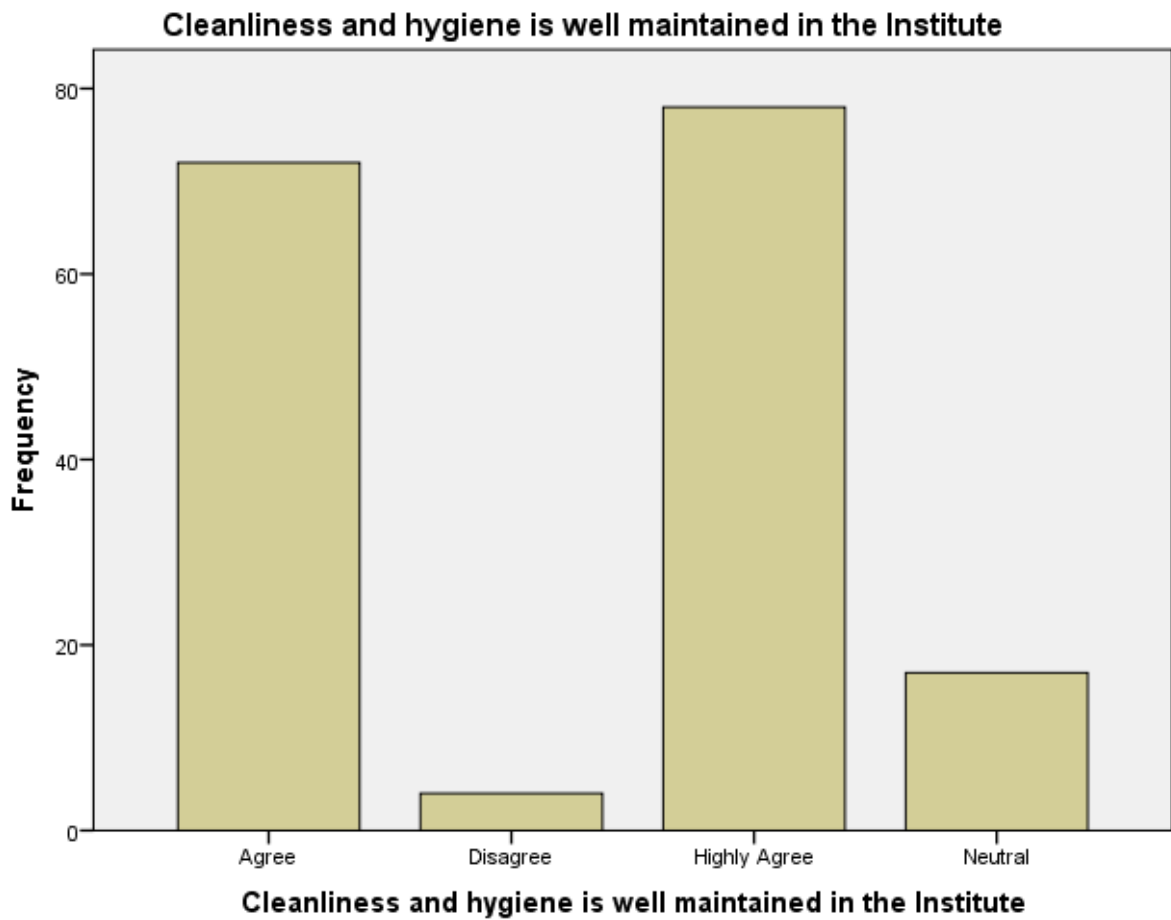
The Classrooms / Conference Hall / Seminar Hall / Computer Labs / Library are well ventilated



The Classrooms / Conference Hall / Seminar Hall / Computer Labs / Library are well ventilated

Cleanliness and hygiene is well maintained in the Institute

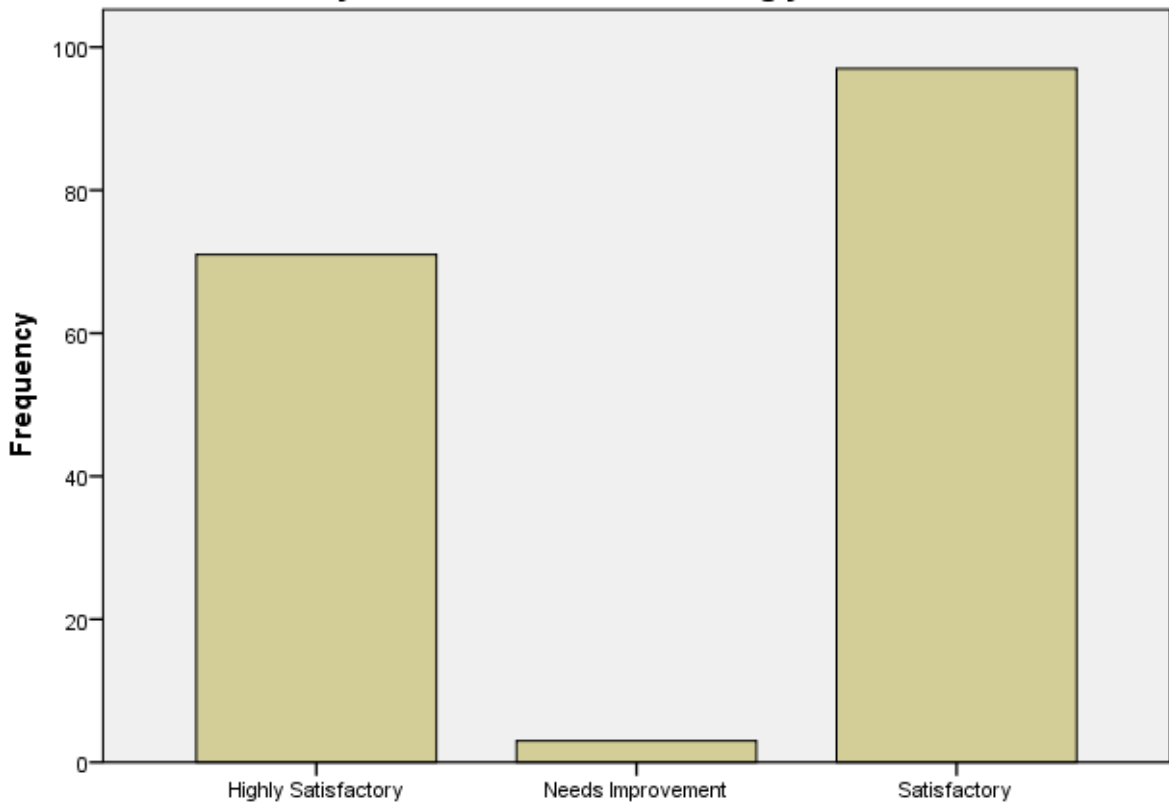
	Frequency	Percent	Valid Percent	Cumulative Percent
Agree	72	42.1	42.1	42.1
Disagree	4	2.3	2.3	44.4
Highly Agree	78	45.6	45.6	90.1
Neutral	17	9.9	9.9	100.0
Total	171	100.0	100.0	



Rate the efforts made by the Institute for transforming your dreams into realities.

	Frequency	Percent	Valid Percent	Cumulative Percent
Valid Highly Satisfactory	71	41.5	41.5	41.5
Needs Improvement	3	1.8	1.8	43.3
Satisfactory	97	56.7	56.7	100.0
Total	171	100.0	100.0	

Rate the efforts made by the Institute for transforming your dreams into realities.



Rate the efforts made by the Institute for transforming your dreams into realities.

Overall Rating of the Institute

	Frequency	Percent	Valid Percent	Cumulative Percent
Average	4	2.3	2.3	2.3
Excellent	64	37.4	37.4	39.8
Valid Good	35	20.5	20.5	60.2
Very Good	68	39.8	39.8	100.0
Total	171	100.0	100.0	

Overall Rating of the Institute

