

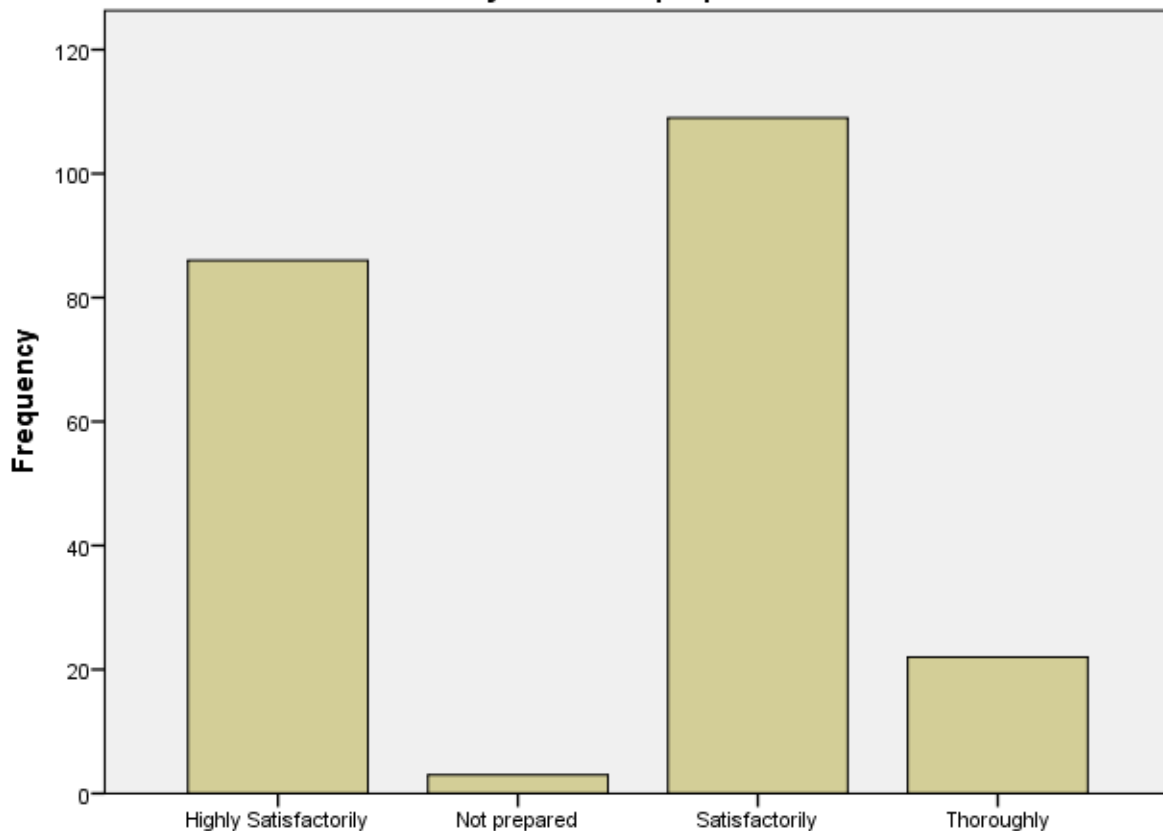
Students Satisfaction Survey

Academic Year 2020-21

How well did the faculty members prepare for the classes?

	Frequency	Percent	Valid Percent	Cumulative Percent
Valid Highly Satisfactorily	86	39.1	39.1	39.1
Not prepared	3	1.4	1.4	40.5
Satisfactorily	109	49.5	49.5	90.0
Thoroughly	22	10.0	10.0	100.0
Total	220	100.0	100.0	

How well did the faculty members prepare for the classes?

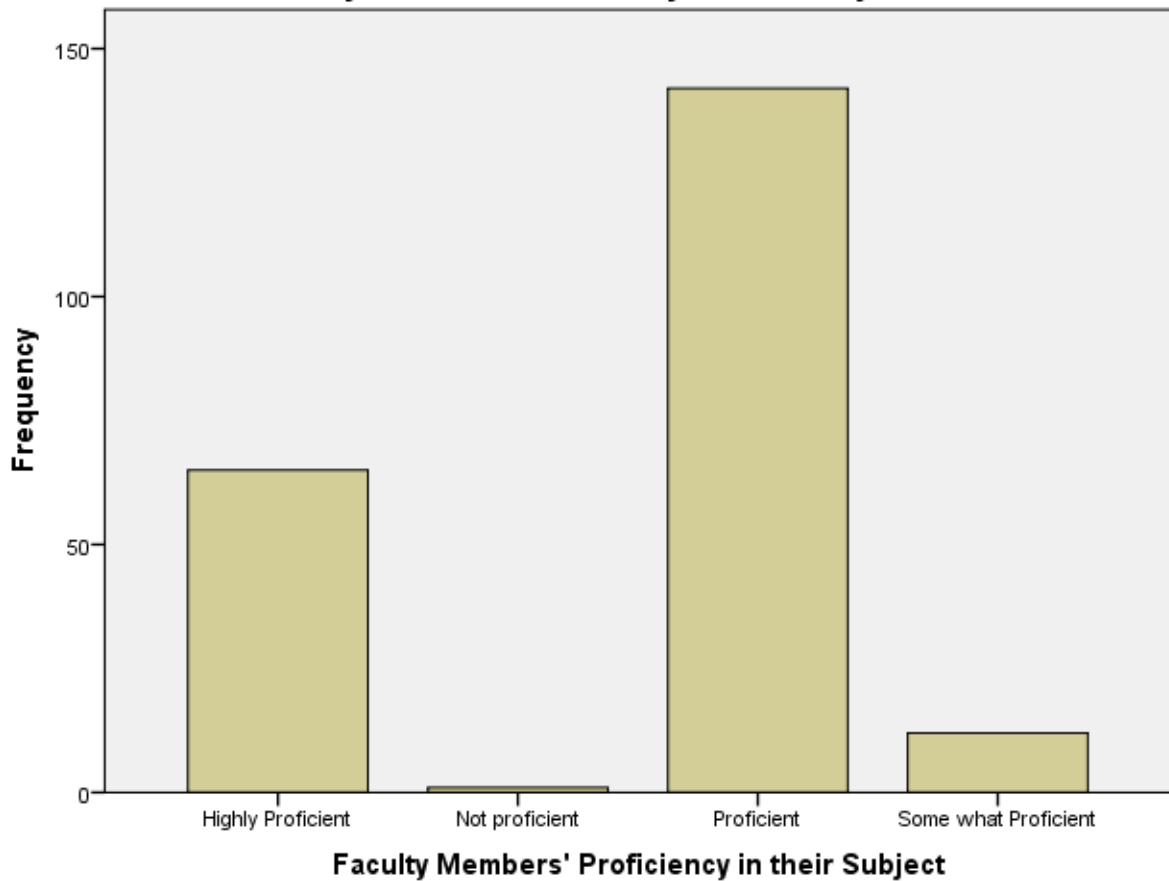


How well did the faculty members prepare for the classes?

Faculty Members' Proficiency in their Subject

	Frequency	Percent	Valid Percent	Cumulative Percent
Valid	Highly Proficient	65	29.5	29.5
	Not proficient	1	.5	30.0
	Proficient	142	64.5	94.5
	Somewhat Proficient	12	5.5	100.0
	Total	220	100.0	100.0

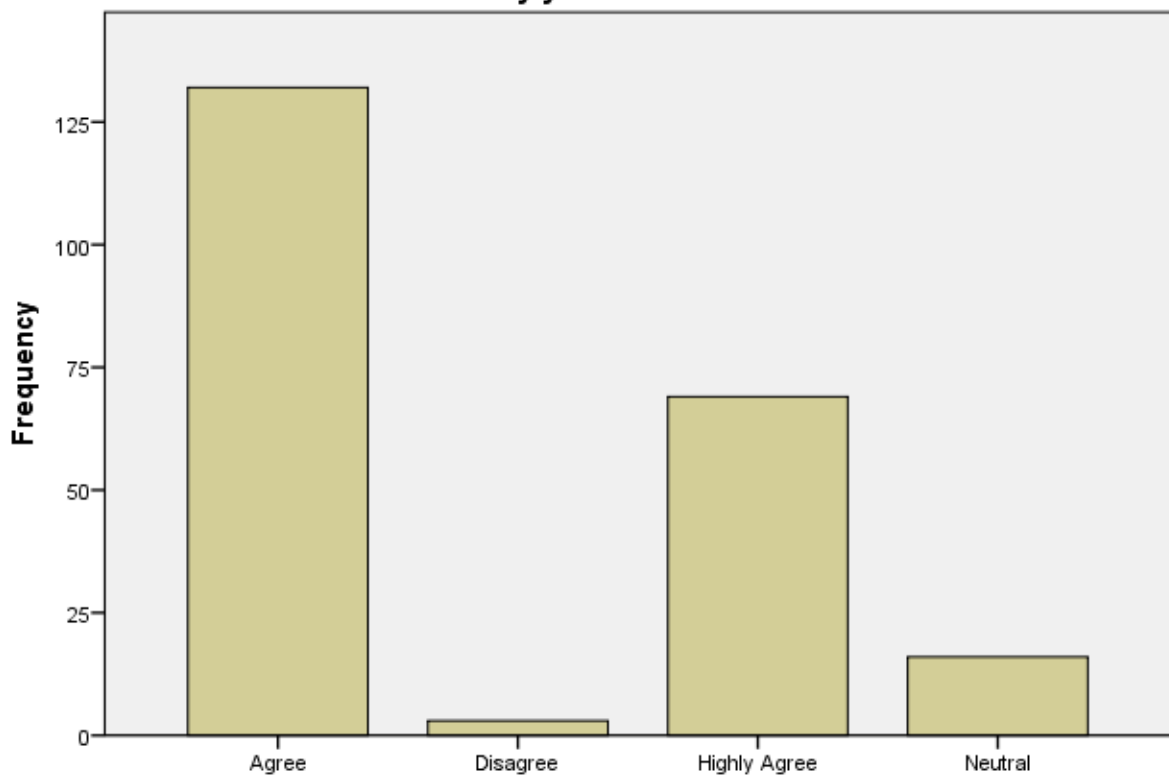
Faculty Members' Proficiency in their Subject



The faculty members have good knowledge of the subject area and were able clarify your doubts

	Frequency	Percent	Valid Percent	Cumulative Percent
Agree	132	60.0	60.0	60.0
Disagree	3	1.4	1.4	61.4
Valid Highly Agree	69	31.4	31.4	92.7
Neutral	16	7.3	7.3	100.0
Total	220	100.0	100.0	

The faculty members have good knowledge of the subject area and were able clarify your doubts

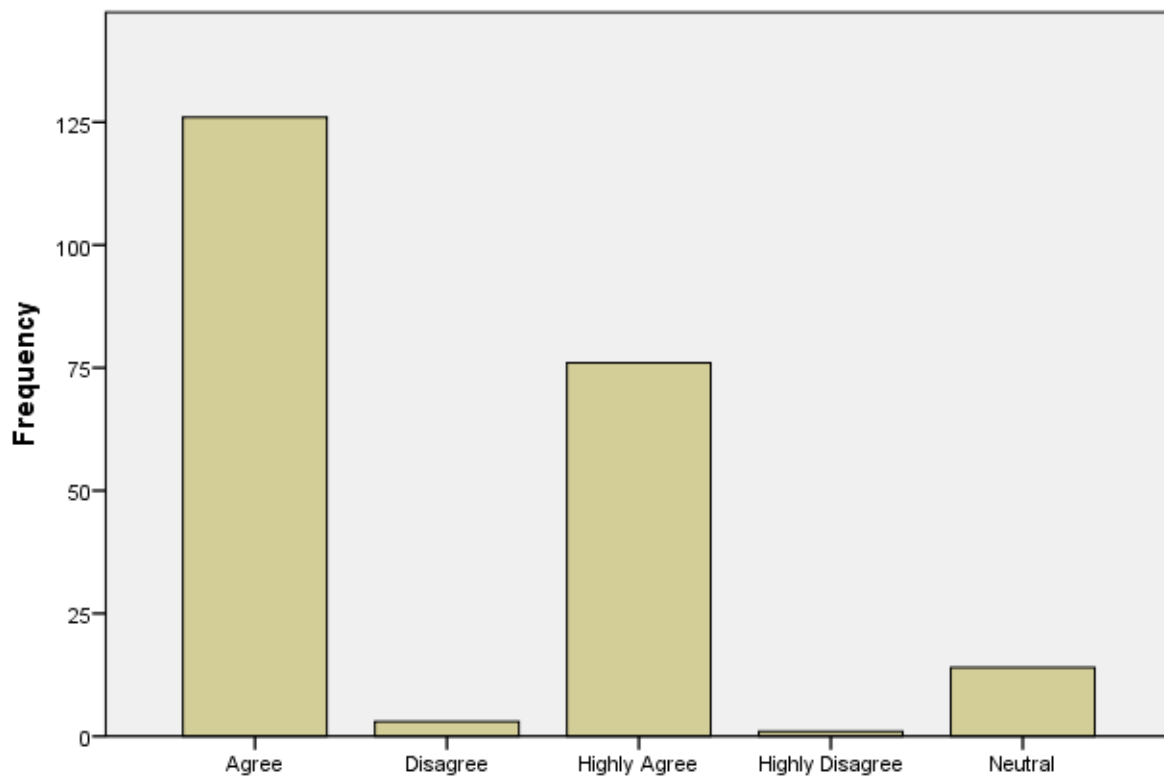


The faculty members have good knowledge of the subject area and were able clarify your doubts

All the faculty member commence and end the class as per the schedule in the time table

	Frequency	Percent	Valid Percent	Cumulative Percent
Agree	126	57.3	57.3	57.3
Disagree	3	1.4	1.4	58.6
Highly Agree	76	34.5	34.5	93.2
Highly Disagree	1	.5	.5	93.6
Neutral	14	6.4	6.4	100.0
Total	220	100.0	100.0	

All the faculty member commence and end the class as per the schedule in the time table

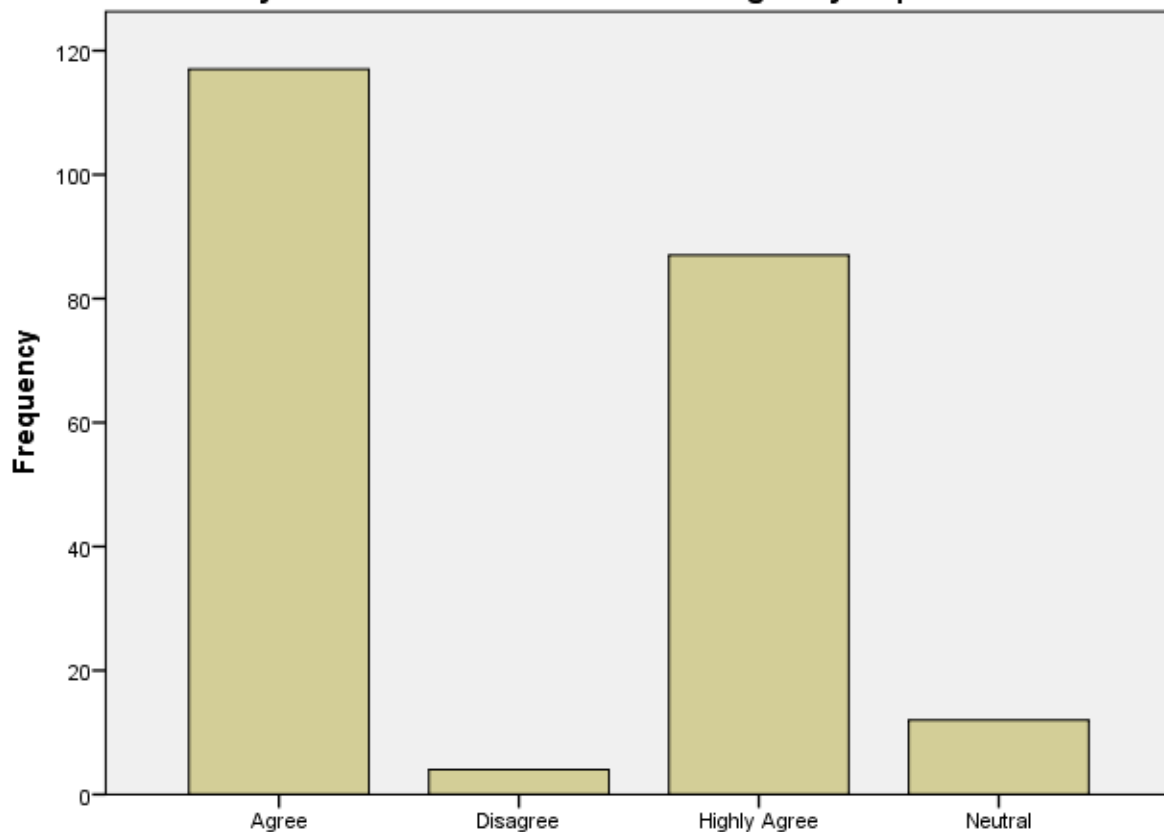


All the faculty member commence and end the class as per the schedule in the time table

All the faculty member conduct the lectures regularly as per schedule

	Frequency	Percent	Valid Percent	Cumulative Percent
Valid Agree	117	53.2	53.2	53.2
Disagree	4	1.8	1.8	55.0
Highly Agree	87	39.5	39.5	94.5
Neutral	12	5.5	5.5	100.0
Total	220	100.0	100.0	

All the faculty member conduct the lectures regularly as per schedule

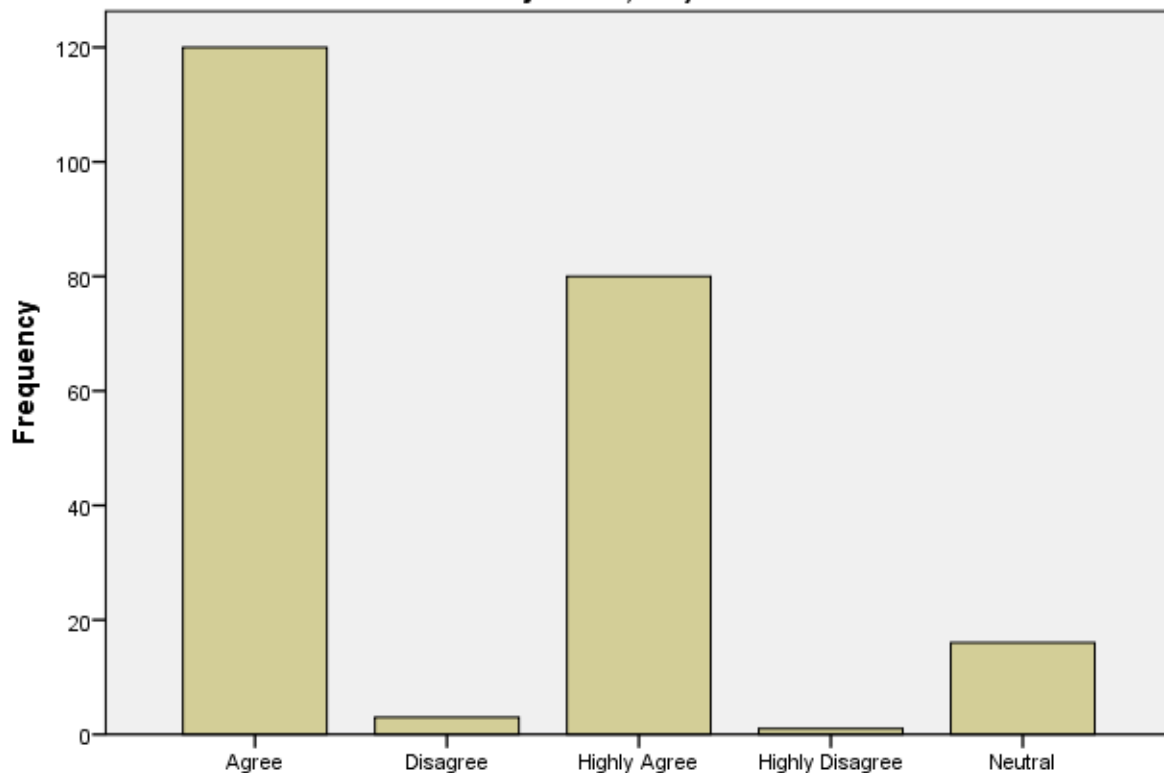


All the faculty member conduct the lectures regularly as per schedule

The faculty members use adequate teaching aids (Notes, Slides, Handouts, LCD Projectors, etc)

	Frequency	Percent	Valid Percent	Cumulative Percent
Valid	Agree	120	54.5	54.5
	Disagree	3	1.4	55.9
	Highly Agree	80	36.4	92.3
	Highly Disagree	1	.5	92.7
	Neutral	16	7.3	100.0
	Total	220	100.0	100.0

The faculty members use adequate teaching aids (Notes, Slides, Handouts, LCD Projectors, etc)

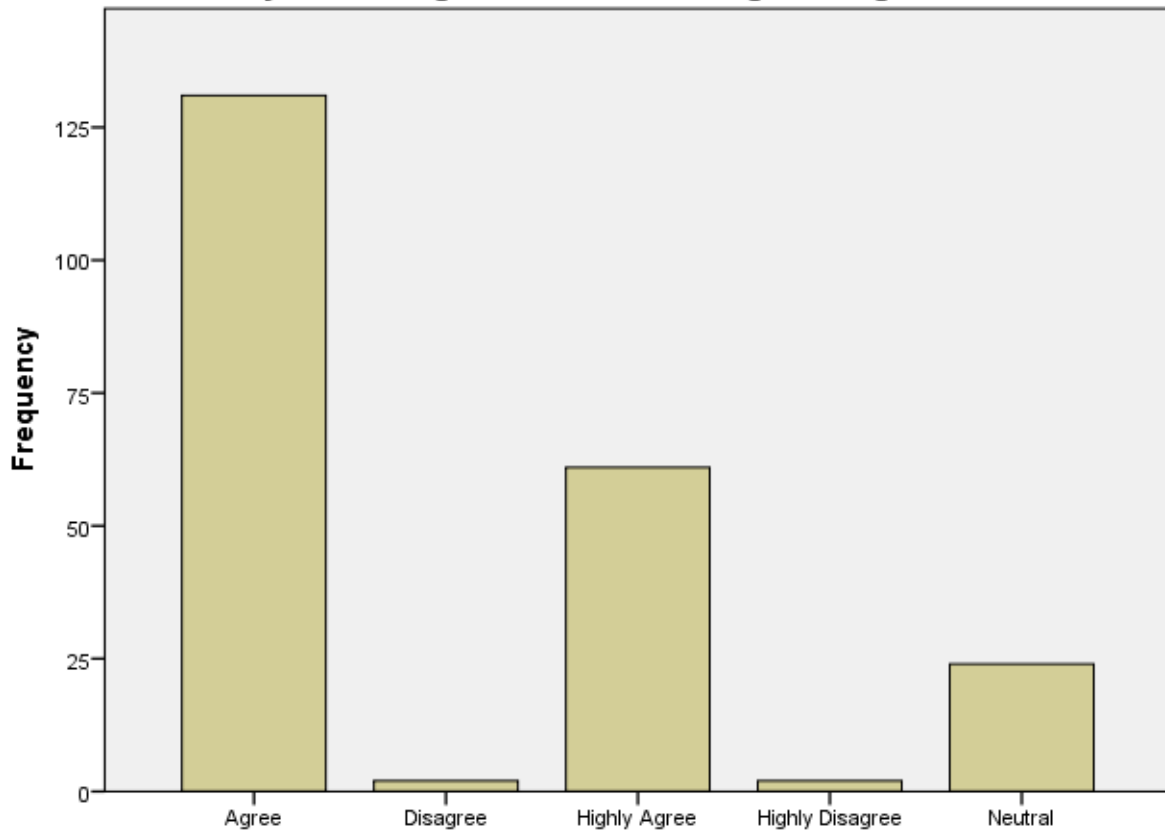


The faculty members use adequate teaching aids (Notes, Slides, Handouts, LCD Projectors, etc)

The faculty members give additional reading/learning resources

	Frequency	Percent	Valid Percent	Cumulative Percent
Agree	131	59.5	59.5	59.5
Disagree	2	.9	.9	60.5
Highly Agree	61	27.7	27.7	88.2
Highly Disagree	2	.9	.9	89.1
Neutral	24	10.9	10.9	100.0
Total	220	100.0	100.0	

The faculty members give additional reading/learning resources

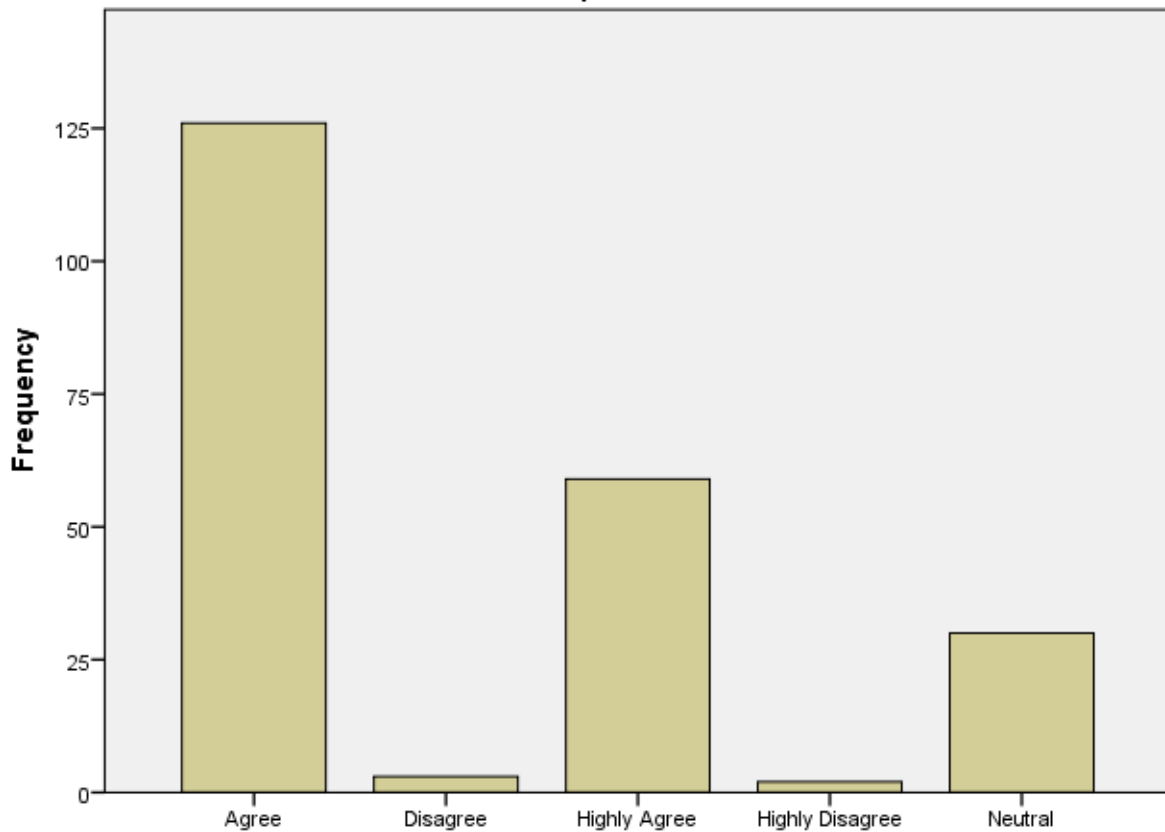


The faculty members give additional reading/learning resources

The Course Outcomes are explained to me well in advance

	Frequency	Percent	Valid Percent	Cumulative Percent
Agree	126	57.3	57.3	57.3
Disagree	3	1.4	1.4	58.6
Highly Agree	59	26.8	26.8	85.5
Valid Highly Disagree	2	.9	.9	86.4
Neutral	30	13.6	13.6	100.0
Total	220	100.0	100.0	

The Course Outcomes are explained to me well in advance

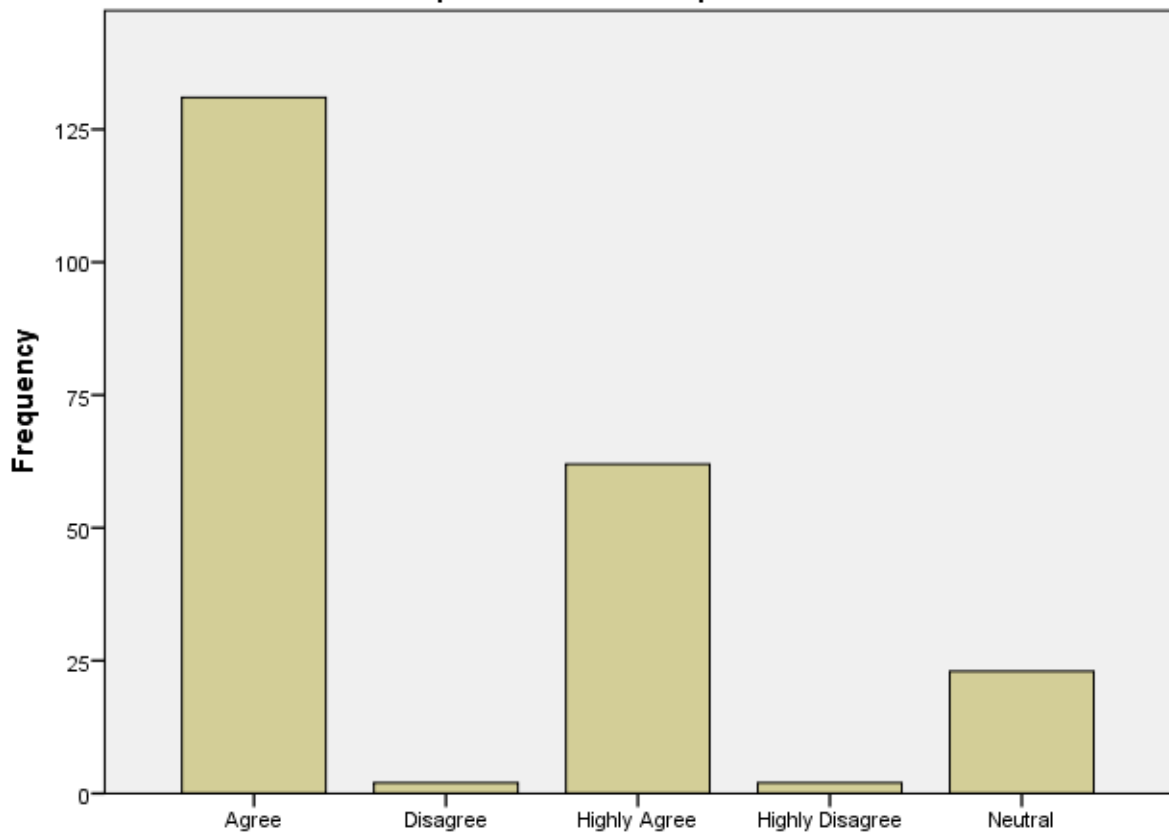


The Course Outcomes are explained to me well in advance

The Concurrent evaluation parameters are explained to me well in advance

	Frequency	Percent	Valid Percent	Cumulative Percent
Agree	131	59.5	59.5	59.5
Disagree	2	.9	.9	60.5
Highly Agree	62	28.2	28.2	88.6
Highly Disagree	2	.9	.9	89.5
Neutral	23	10.5	10.5	100.0
Total	220	100.0	100.0	

The Concurrent evaluation parameters are explained to me well in advance

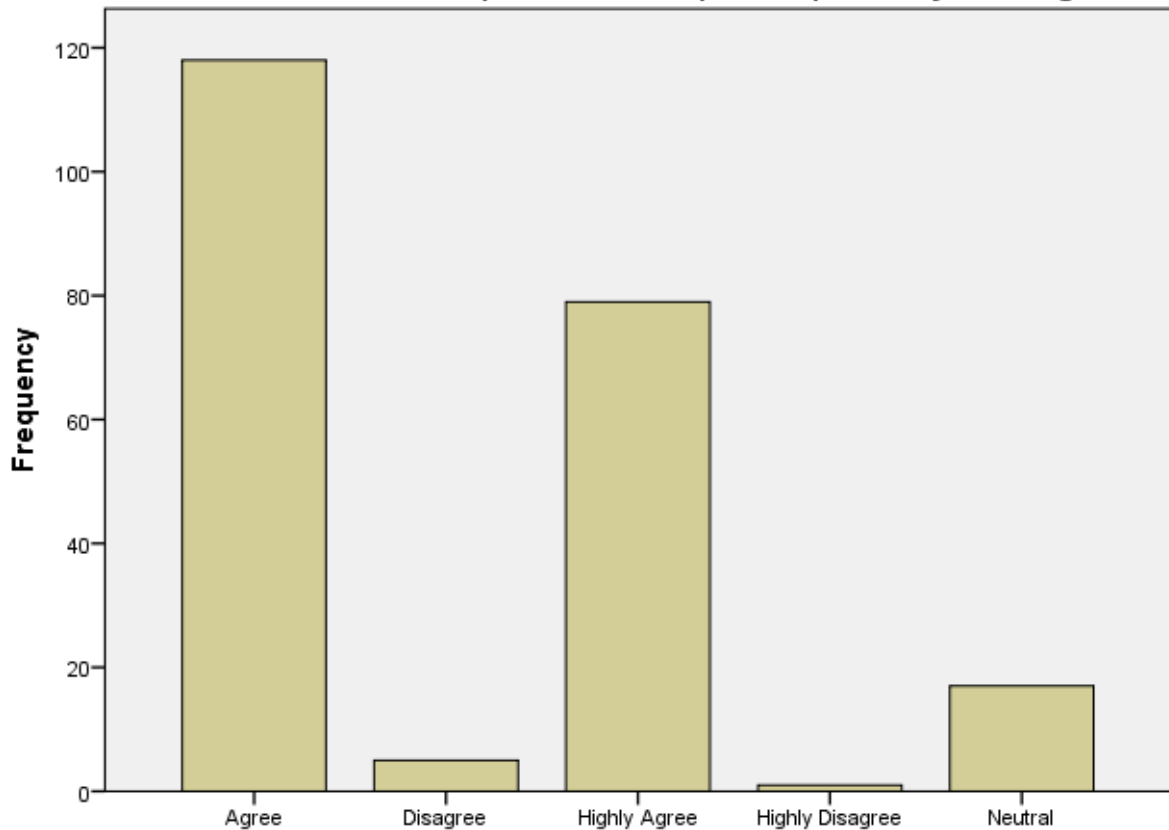


The Concurrent evaluation parameters are explained to me well in advance

The concurrent evaluation parameters help me improve my learning

	Frequency	Percent	Valid Percent	Cumulative Percent
Valid	Agree	118	53.6	53.6
	Disagree	5	2.3	55.9
	Highly Agree	79	35.9	91.8
	Highly Disagree	1	.5	92.3
	Neutral	17	7.7	100.0
	Total	220	100.0	100.0

The concurrent evaluation parameters help me improve my learning

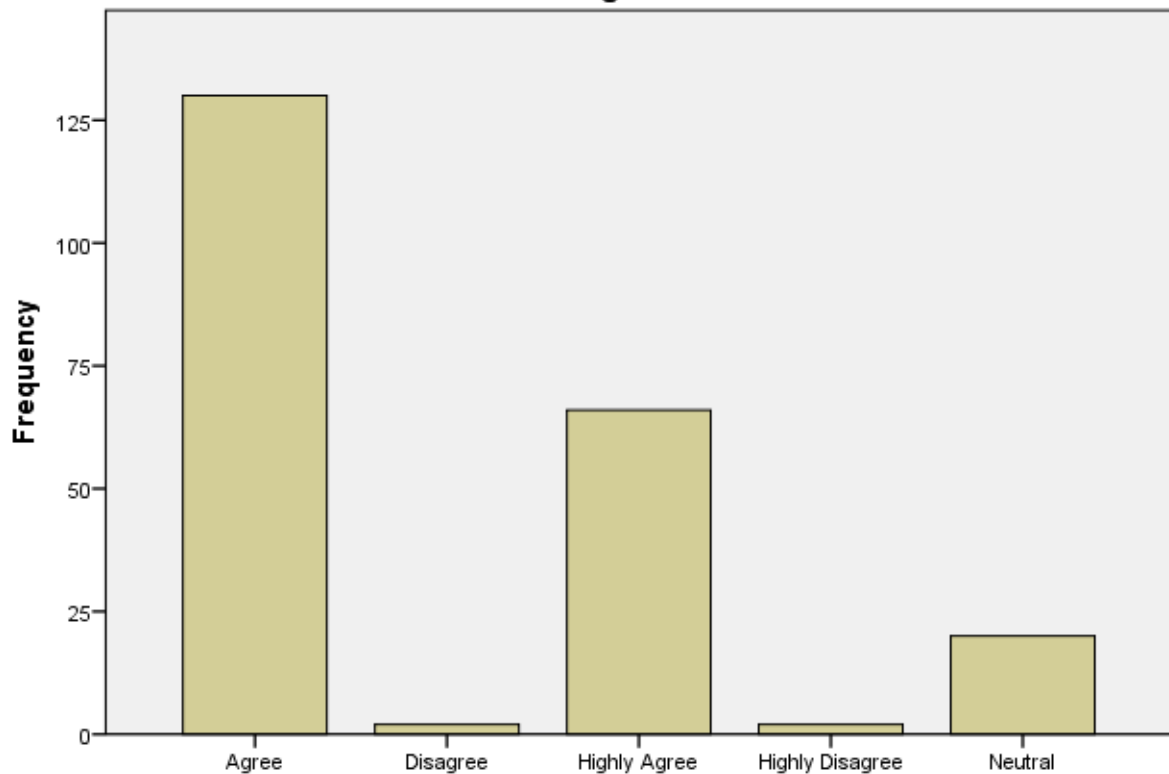


The concurrent evaluation parameters help me improve my learning

The faculty members are available sufficiently for consultation after formal class timings

	Frequency	Percent	Valid Percent	Cumulative Percent
Agree	130	59.1	59.1	59.1
Disagree	2	.9	.9	60.0
Highly Agree	66	30.0	30.0	90.0
Highly Disagree	2	.9	.9	90.9
Neutral	20	9.1	9.1	100.0
Total	220	100.0	100.0	

The faculty members are available sufficiently for consultation after formal class timings

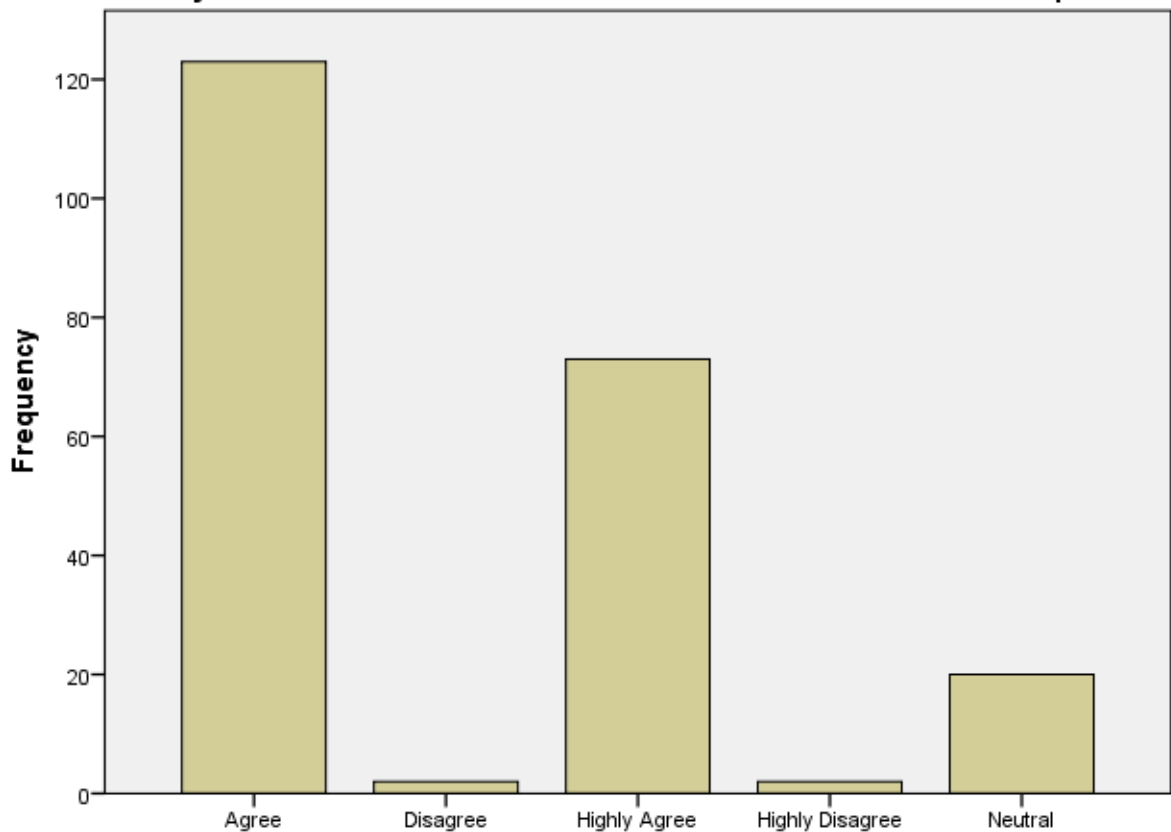


The faculty members are available sufficiently for consultation after formal class timings

The faculty members relate the course to real life situations and examples

	Frequency	Percent	Valid Percent	Cumulative Percent
Agree	123	55.9	55.9	55.9
Disagree	2	.9	.9	56.8
Highly Agree	73	33.2	33.2	90.0
Highly Disagree	2	.9	.9	90.9
Neutral	20	9.1	9.1	100.0
Total	220	100.0	100.0	

The faculty members relate the course to real life situations and examples

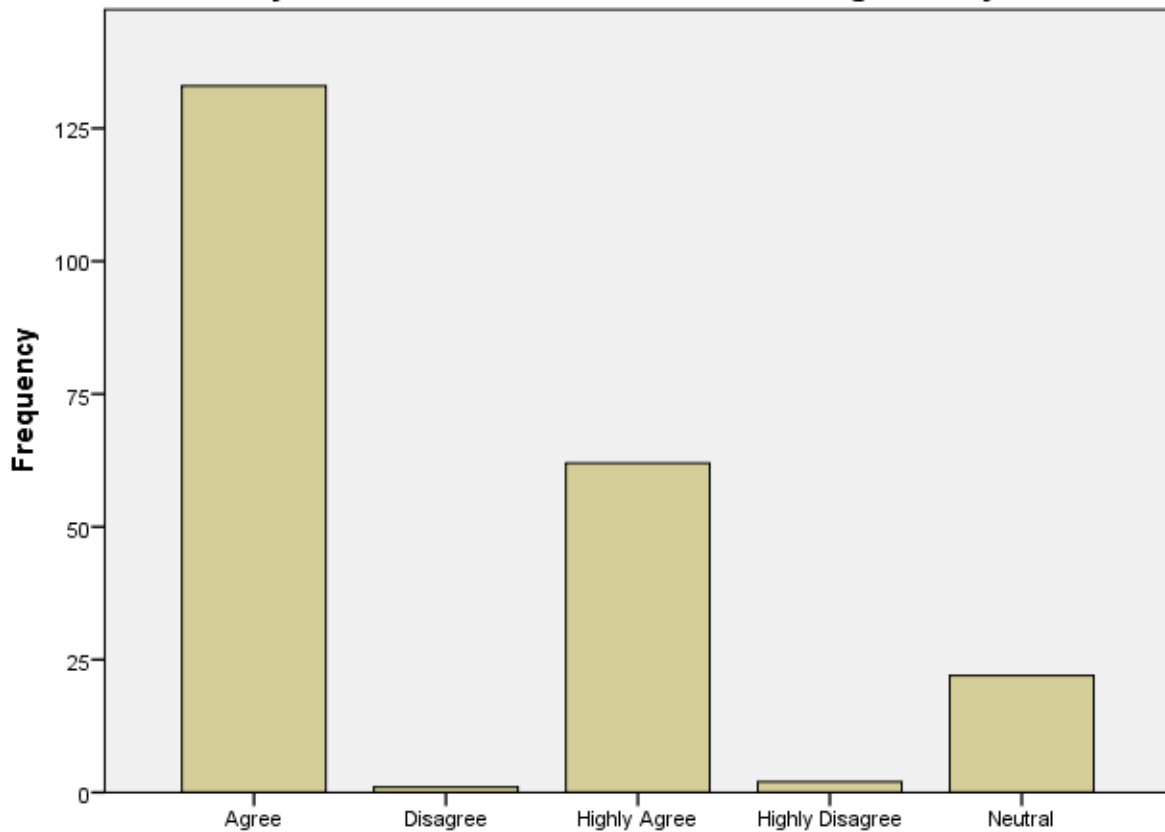


The faculty members relate the course to real life situations and examples

The faculty members show enthusiasm in teaching the subject

	Frequency	Percent	Valid Percent	Cumulative Percent
Agree	133	60.5	60.5	60.5
Disagree	1	.5	.5	60.9
Highly Agree	62	28.2	28.2	89.1
Valid Highly Disagree	2	.9	.9	90.0
Neutral	22	10.0	10.0	100.0
Total	220	100.0	100.0	

The faculty members show enthusiasm in teaching the subject

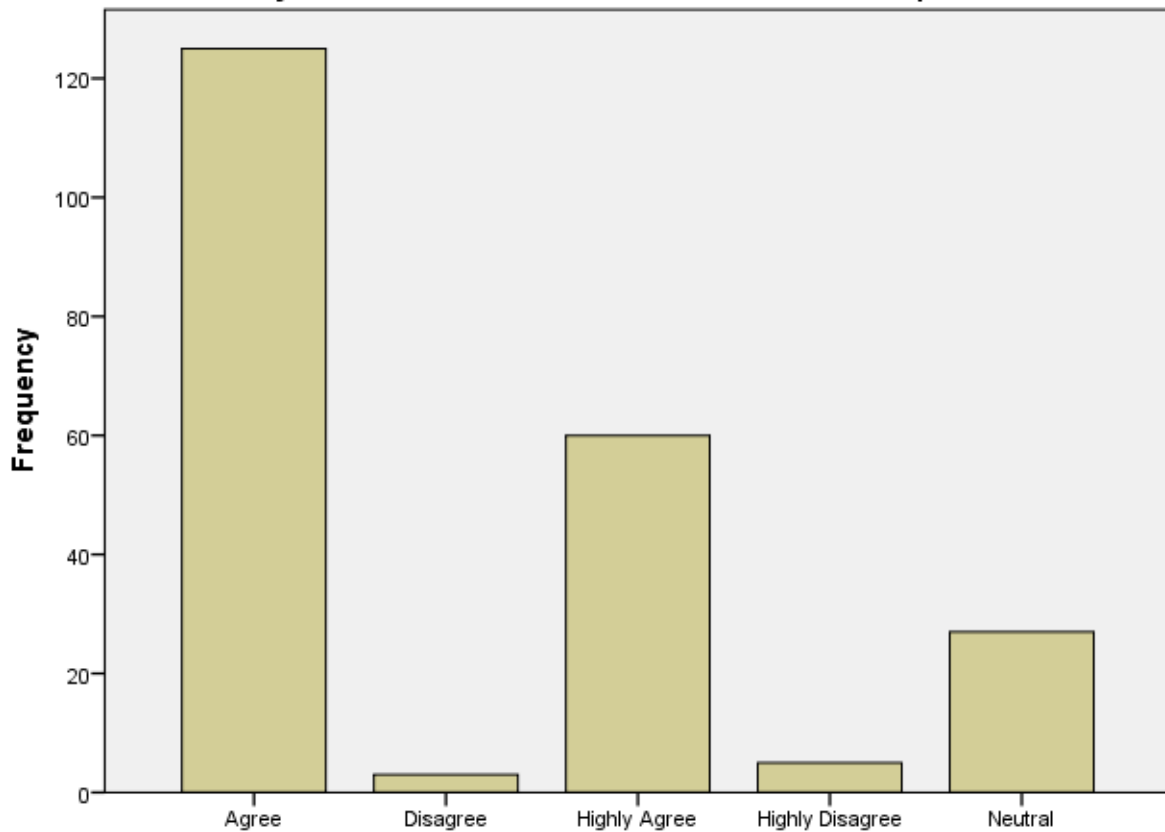


The faculty members show enthusiasm in teaching the subject

The faculty members are fair in the internal evaluation process

	Frequency	Percent	Valid Percent	Cumulative Percent
Agree	125	56.8	56.8	56.8
Disagree	3	1.4	1.4	58.2
Highly Agree	60	27.3	27.3	85.5
Highly Disagree	5	2.3	2.3	87.7
Neutral	27	12.3	12.3	100.0
Total	220	100.0	100.0	

The faculty members are fair in the internal evaluation process

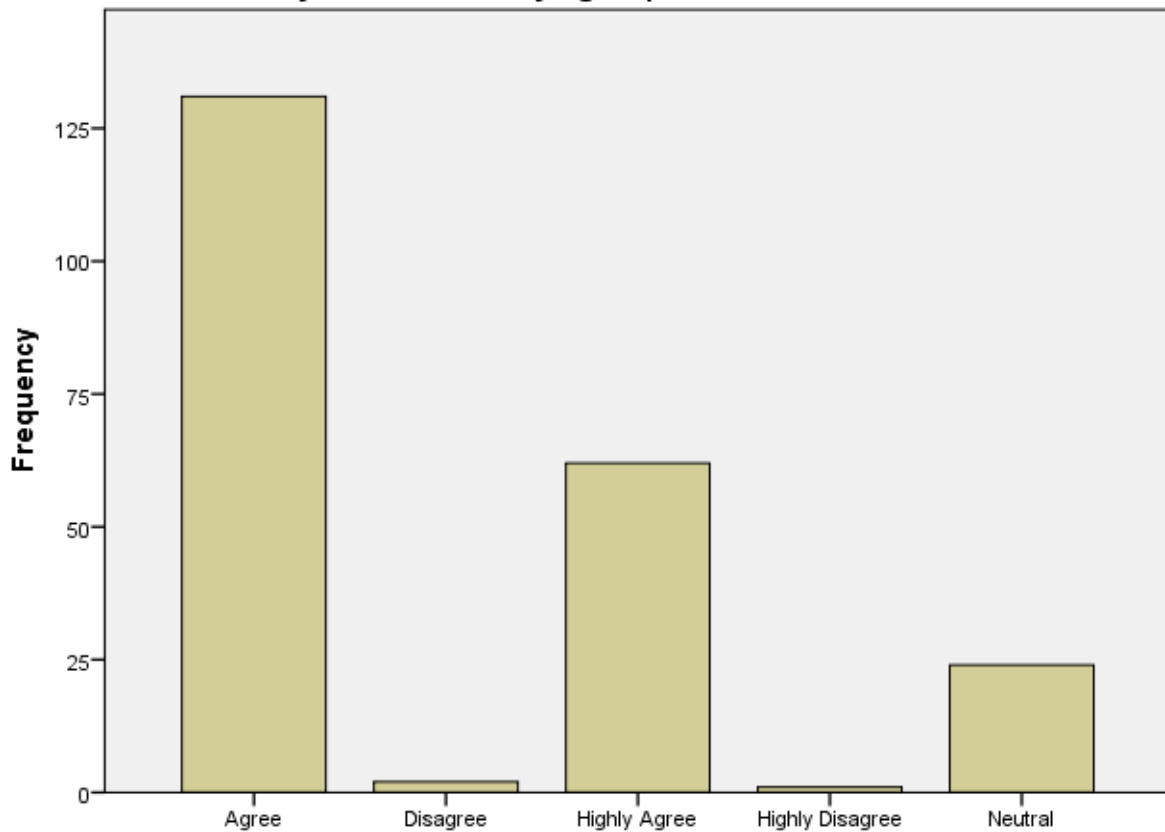


The faculty members are fair in the internal evaluation process

The faculty members always give post evaluation feedback

	Frequency	Percent	Valid Percent	Cumulative Percent
Agree	131	59.5	59.5	59.5
Disagree	2	.9	.9	60.5
Highly Agree	62	28.2	28.2	88.6
Highly Disagree	1	.5	.5	89.1
Neutral	24	10.9	10.9	100.0
Total	220	100.0	100.0	

The faculty members always give post evaluation feedback

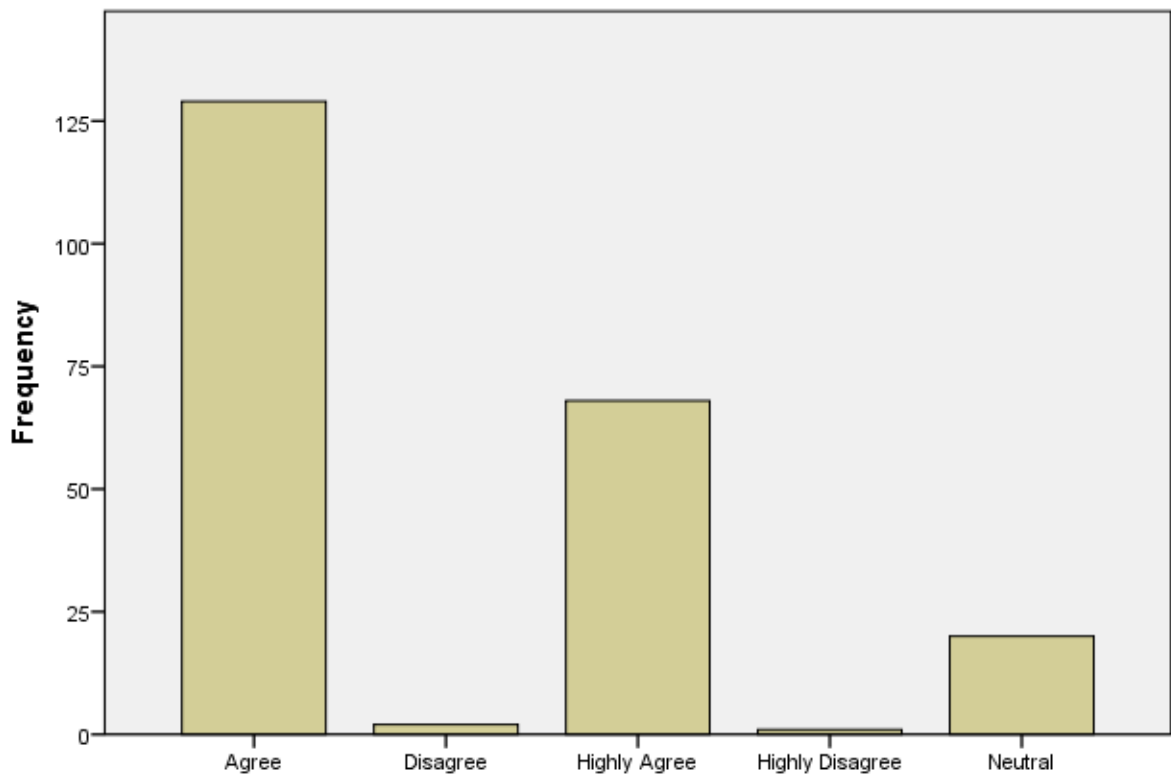


The faculty members always give post evaluation feedback

The teaching and mentoring process in your institution facilitates you to perform better

	Frequency	Percent	Valid Percent	Cumulative Percent
Valid	Agree	129	58.6	58.6
	Disagree	2	.9	.9
	Highly Agree	68	30.9	30.9
	Highly Disagree	1	.5	.5
	Neutral	20	9.1	9.1
	Total	220	100.0	100.0

The teaching and mentoring process in your institution facilitates you to perform better

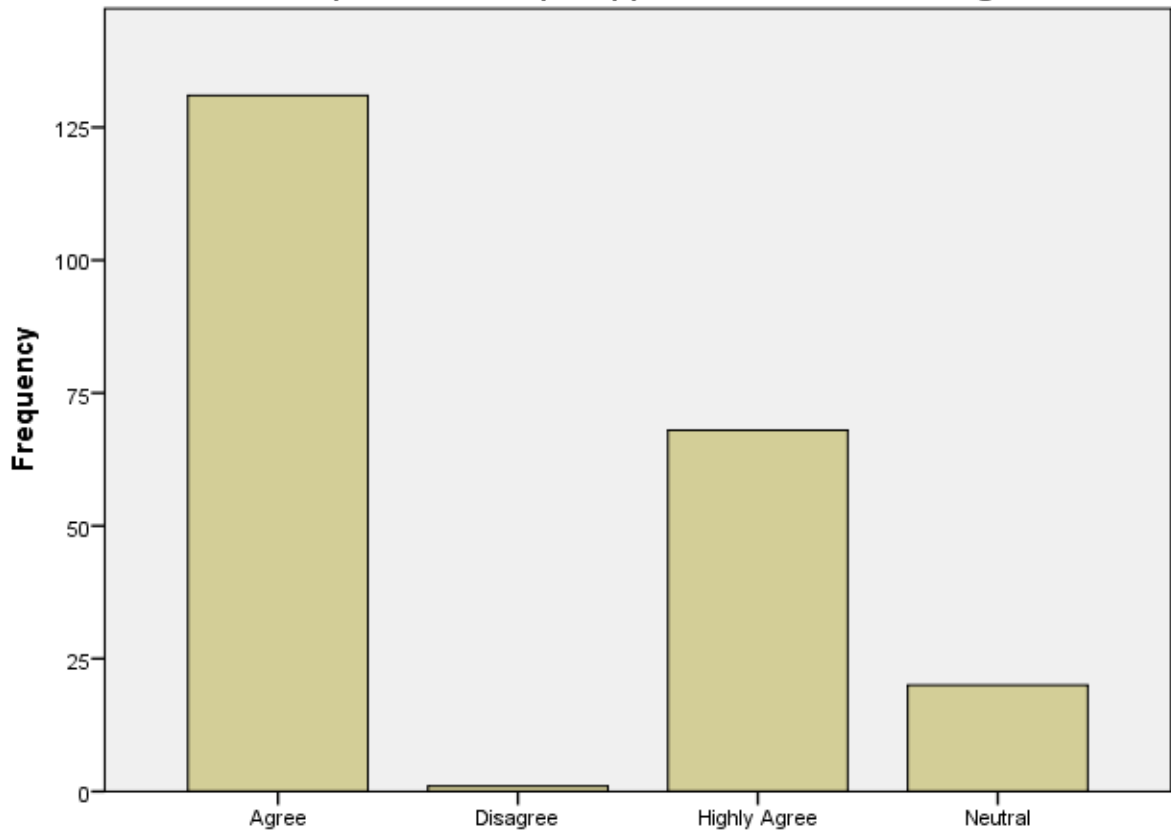


The teaching and mentoring process in your institution facilitates you to perform better

The institution provides multiple opportunities to learn and grow

	Frequency	Percent	Valid Percent	Cumulative Percent
Agree	131	59.5	59.5	59.5
Disagree	1	.5	.5	60.0
Valid Highly Agree	68	30.9	30.9	90.9
Neutral	20	9.1	9.1	100.0
Total	220	100.0	100.0	

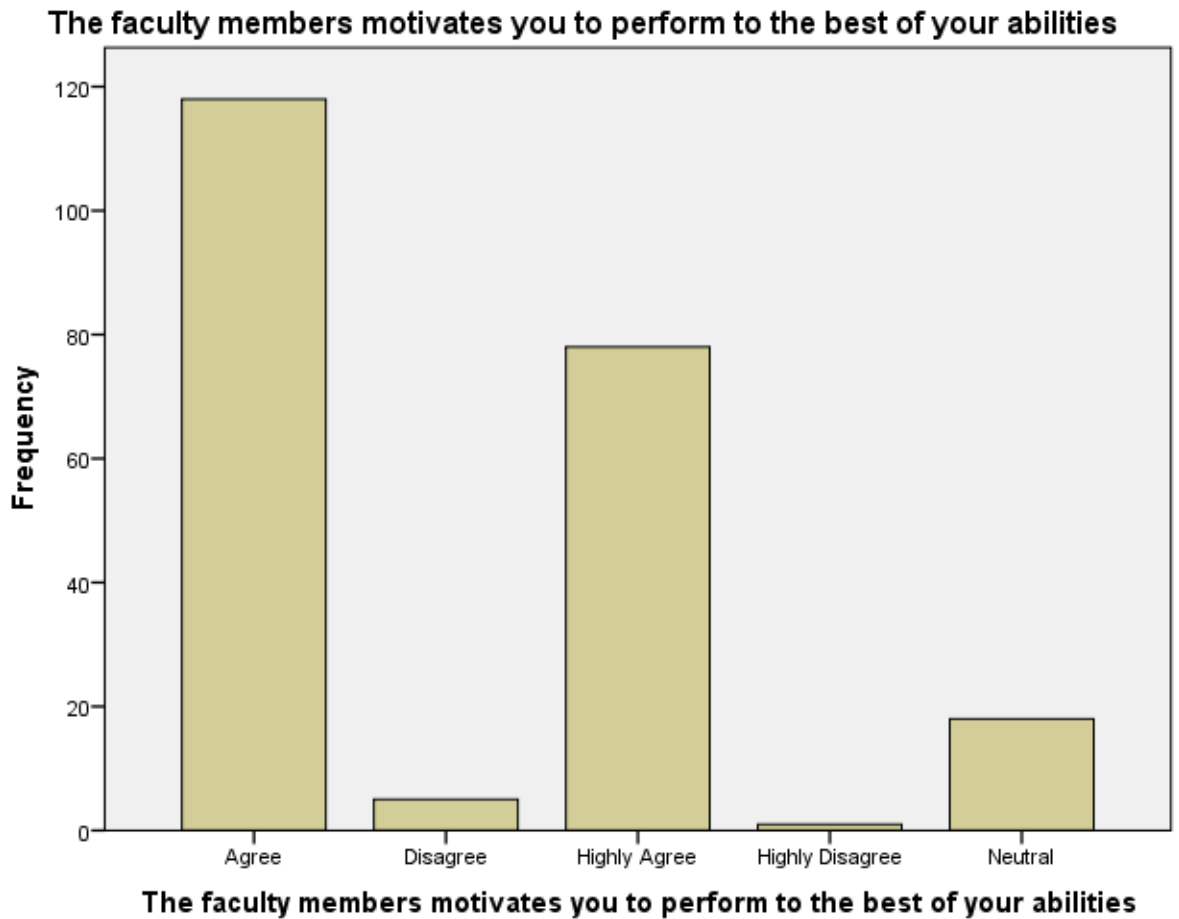
The institution provides multiple opportunities to learn and grow



The institution provides multiple opportunities to learn and grow

The faculty members motivates you to perform to the best of your abilities

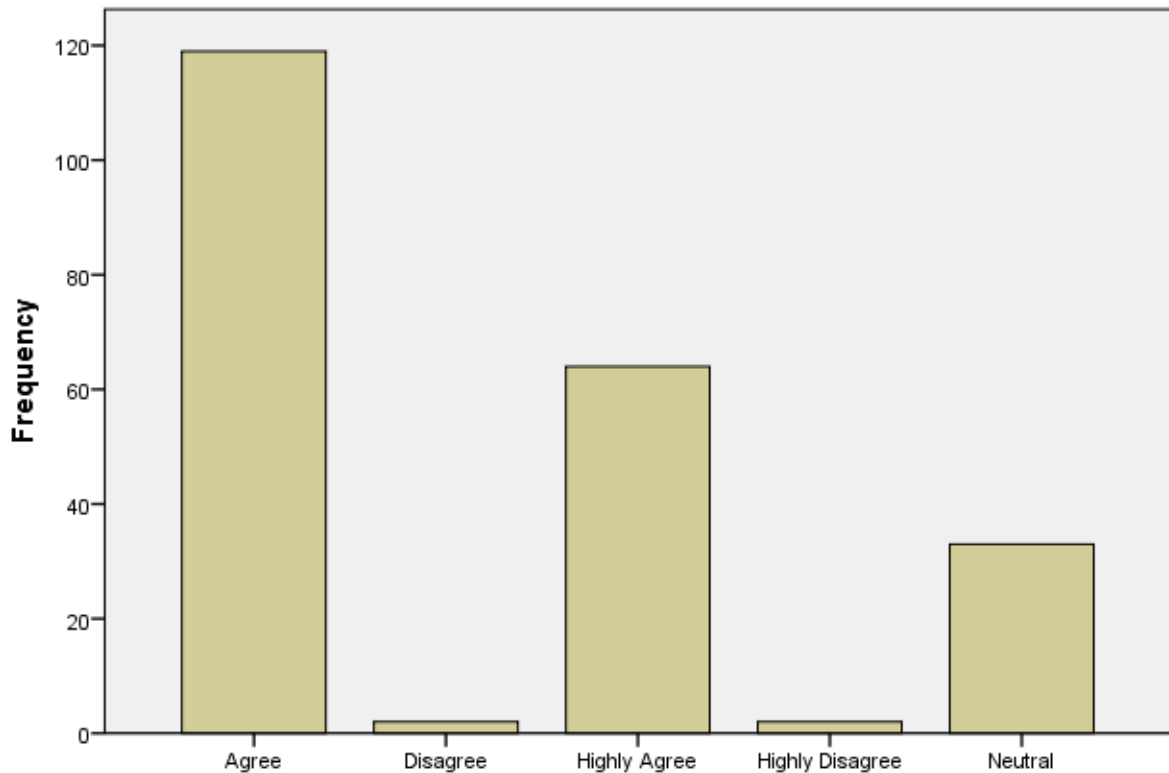
	Frequency	Percent	Valid Percent	Cumulative Percent
Agree	118	53.6	53.6	53.6
Disagree	5	2.3	2.3	55.9
Highly Agree	78	35.5	35.5	91.4
Highly Disagree	1	.5	.5	91.8
Neutral	18	8.2	8.2	100.0
Total	220	100.0	100.0	



The faculty members are able to identify your weaknesses and help you to overcome them

	Frequency	Percent	Valid Percent	Cumulative Percent
Valid Agree	119	54.1	54.1	54.1
Disagree	2	.9	.9	55.0
Highly Agree	64	29.1	29.1	84.1
Highly Disagree	2	.9	.9	85.0
Neutral	33	15.0	15.0	100.0
Total	220	100.0	100.0	

The faculty members are able to identify your weaknesses and help you to overcome them

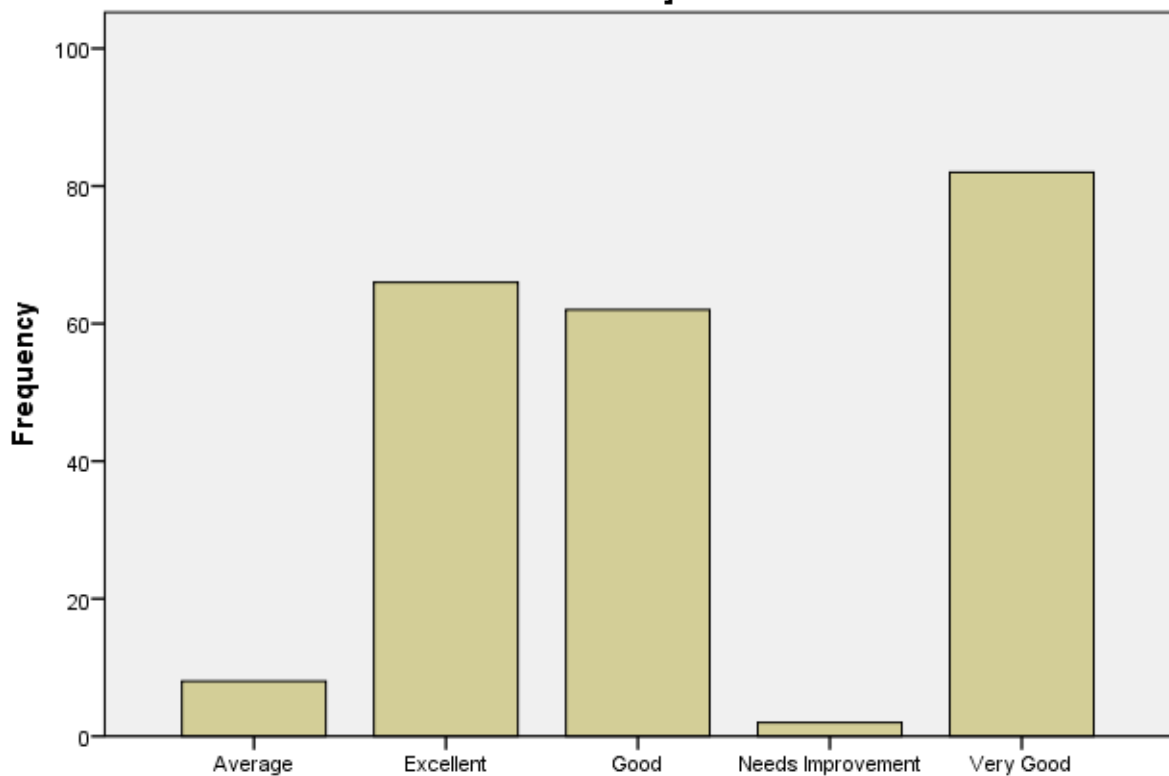


The faculty members are able to identify your weaknesses and help you to overcome them

Give your rating for Online session on following parameters [Contents Covered in the Session]

	Frequency	Percent	Valid Percent	Cumulative Percent
Average	8	3.6	3.6	3.6
Excellent	66	30.0	30.0	33.6
Good	62	28.2	28.2	61.8
Needs Improvement	2	.9	.9	62.7
Very Good	82	37.3	37.3	100.0
Total	220	100.0	100.0	

Give your rating for Online session on following parameters [Contents Covered in the Session]

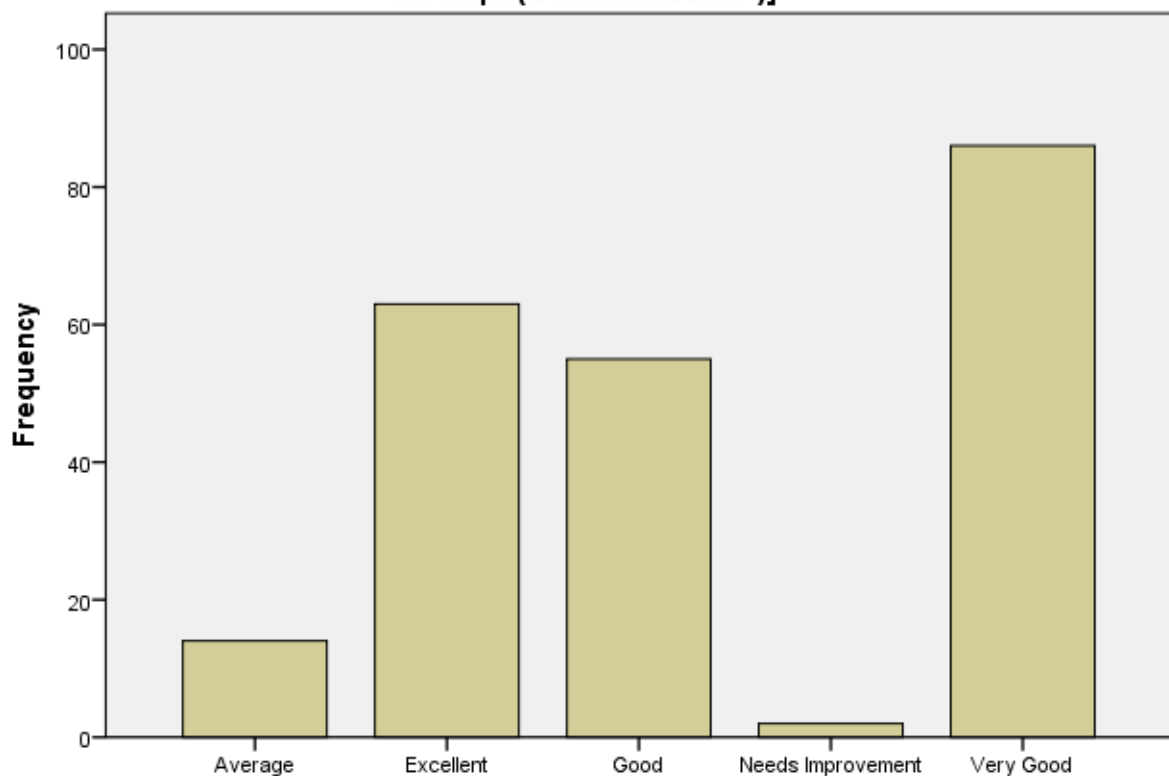


Give your rating for Online session on following parameters [Contents Covered in the Session]

Give your rating for Online session on following parameters [Ease of explaining concept (Communication)]

	Frequency	Percent	Valid Percent	Cumulative Percent
Average	14	6.4	6.4	6.4
Excellent	63	28.6	28.6	35.0
Good	55	25.0	25.0	60.0
Needs Improvement	2	.9	.9	60.9
Very Good	86	39.1	39.1	100.0
Total	220	100.0	100.0	

Give your rating for Online session on following parameters [Ease of explaining concept (Communication)]

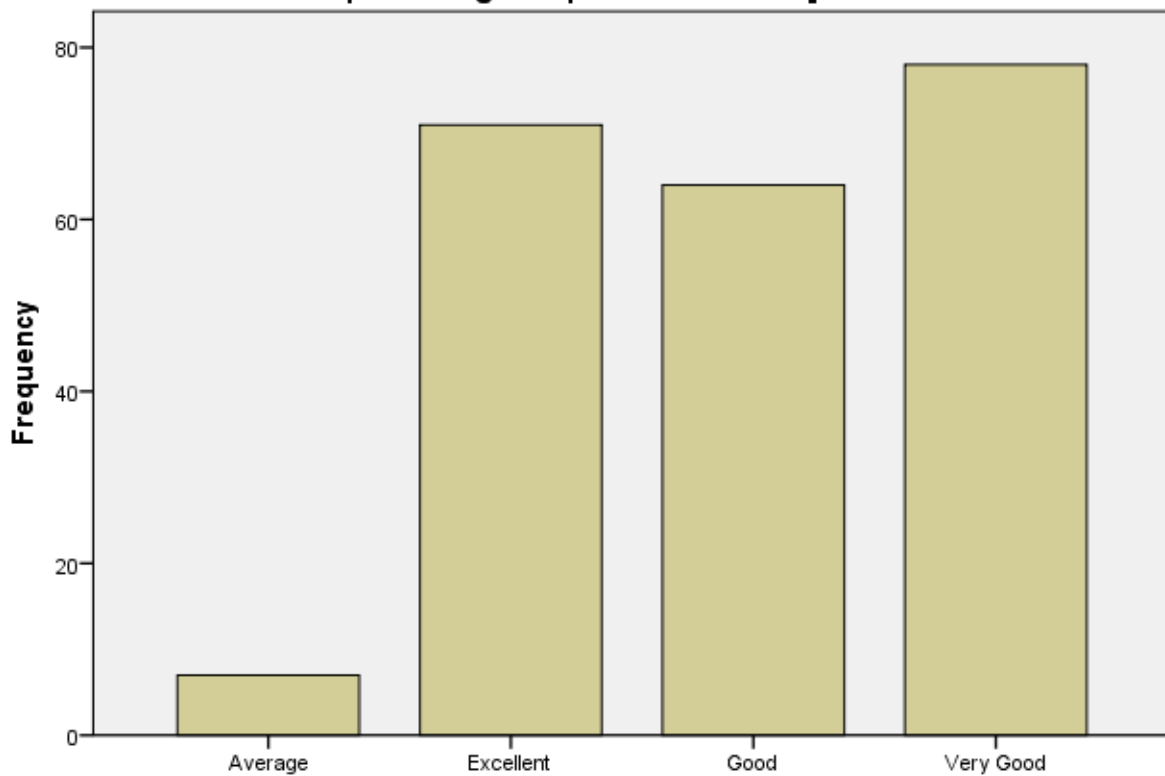


Give your rating for Online session on following parameters [Ease of explaining concept (Communication)]

Give your rating for Online session on following parameters [Live Examples pertaining to topics are covered]

	Frequency	Percent	Valid Percent	Cumulative Percent
Average	7	3.2	3.2	3.2
Excellent	71	32.3	32.3	35.5
Valid Good	64	29.1	29.1	64.5
Very Good	78	35.5	35.5	100.0
Total	220	100.0	100.0	

Give your rating for Online session on following parameters [Live Examples pertaining to topics are covered]

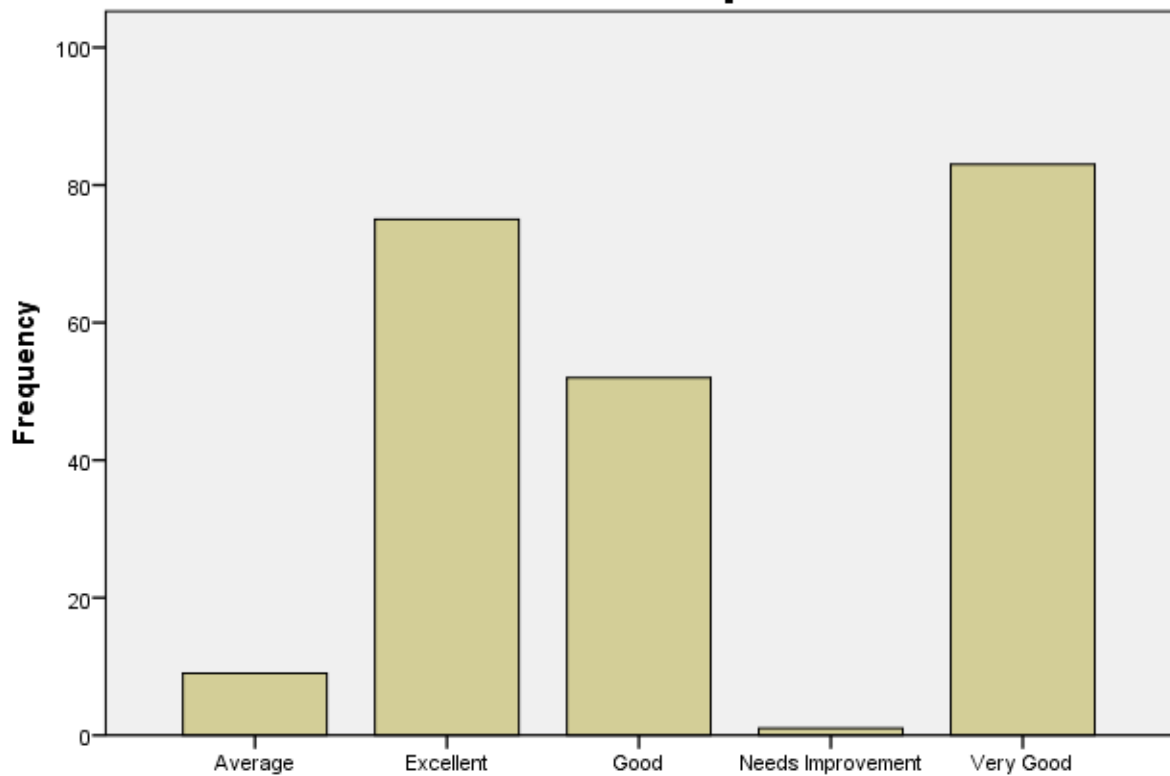


Give your rating for Online session on following parameters [Live Examples pertaining to topics are covered]

Give your rating for Online session on following parameters [Relates the course to real life situations]

	Frequency	Percent	Valid Percent	Cumulative Percent
Average	9	4.1	4.1	4.1
Excellent	75	34.1	34.1	38.2
Good	52	23.6	23.6	61.8
Needs Improvement	1	.5	.5	62.3
Very Good	83	37.7	37.7	100.0
Total	220	100.0	100.0	

Give your rating for Online session on following parameters [Relates the course to real life situations]

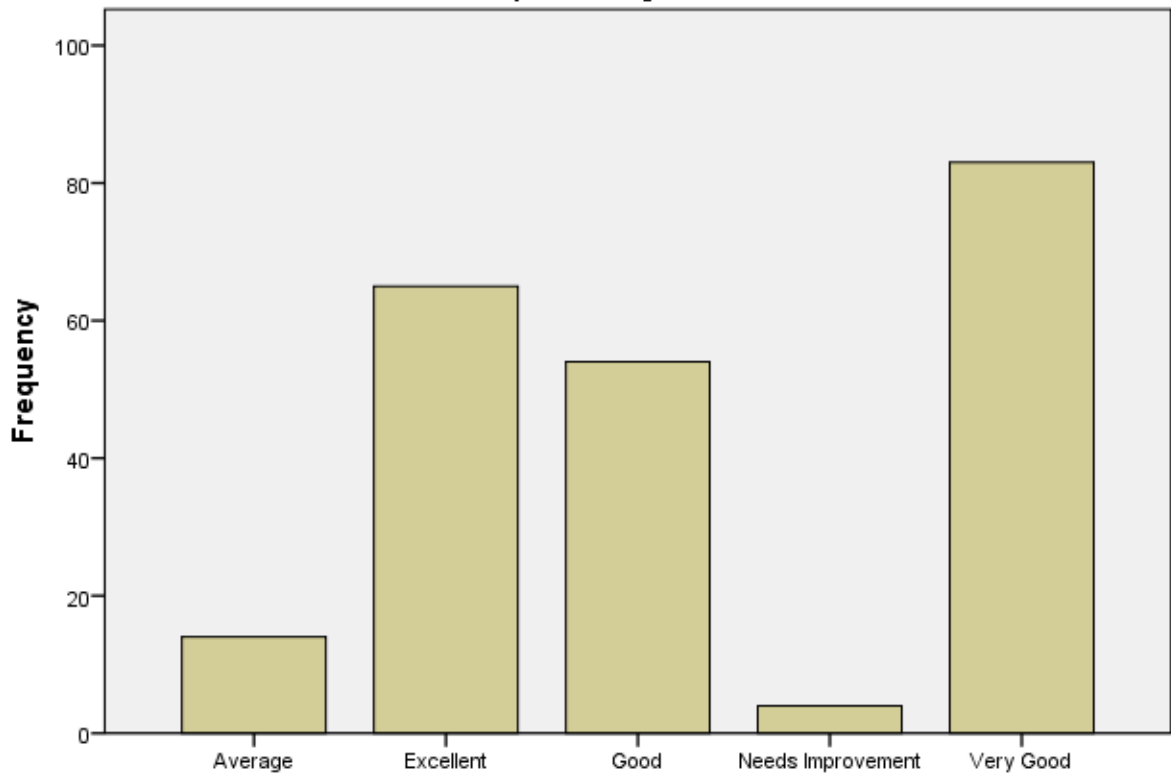


Give your rating for Online session on following parameters [Relates the course to real life situations]

Give your rating for Online session on following parameters [Sufficient Material is provided]

	Frequency	Percent	Valid Percent	Cumulative Percent
Average	14	6.4	6.4	6.4
Excellent	65	29.5	29.5	35.9
Good	54	24.5	24.5	60.5
Needs Improvement	4	1.8	1.8	62.3
Very Good	83	37.7	37.7	100.0
Total	220	100.0	100.0	

Give your rating for Online session on following parameters [Sufficient Material is provided]



Give your rating for Online session on following parameters [Sufficient Material is provided]

What are the challenges or issues faced during Online Sessions at your end?

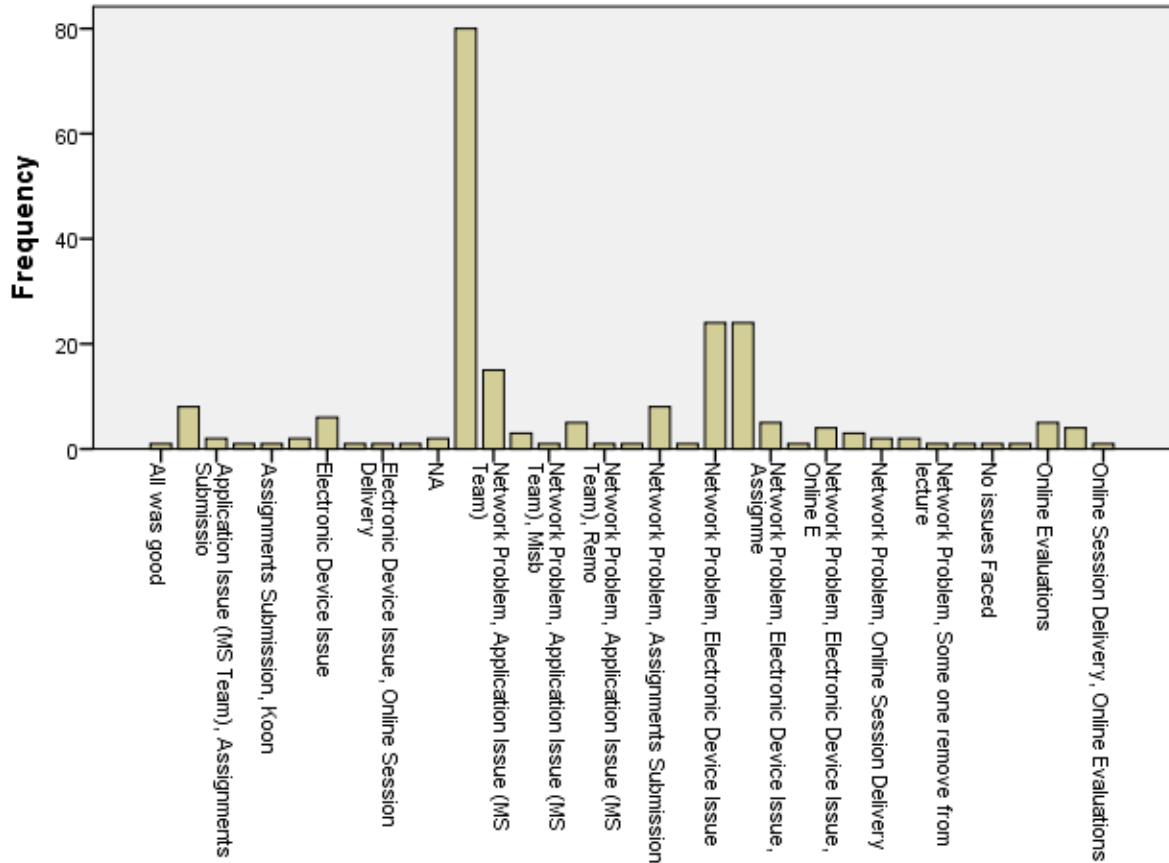
	Frequency	Percent	Valid Percent	Cumulative Percent
All was good	1	.5	.5	.5
Application Issue (MS Team)	8	3.6	3.6	4.1
Application Issue (MS Team), Assignments Submission	2	.9	.9	5.0
Assignments Submission	1	.5	.5	5.5
Assignments Submission, Koon	1	.5	.5	5.9
Assignments Submission, Online Evaluations	2	.9	.9	6.8
Electronic Device Issue	6	2.7	2.7	9.5
Electronic Device Issue, Application Issue (MS Tea	1	.5	.5	10.0
Electronic Device Issue, Online Session Delivery	1	.5	.5	10.5
Valid N/A	1	.5	.5	10.9
NA	2	.9	.9	11.8
Network Problem	80	36.4	36.4	48.2
Network Problem, Application Issue (MS Team)	15	6.8	6.8	55.0
Network Problem, Application Issue (MS Team), Assi	3	1.4	1.4	56.4
Network Problem, Application Issue (MS Team), Misb	1	.5	.5	56.8
Network Problem, Application Issue (MS Team), Onli	5	2.3	2.3	59.1
Network Problem, Application Issue (MS Team), Remo	1	.5	.5	59.5
Network Problem, Application Issue (MS Team), Soun	1	.5	.5	60.0

What are the challenges or issues faced during Online Sessions at your end?

	Frequency	Percent	Valid Percent	Cumulative Percent
Valid Network Problem, Assignments Submission	8	3.6	3.6	63.6
Network Problem, Electricity issue	1	.5	.5	64.1
Network Problem, Electronic Device Issue	24	10.9	10.9	75.0
Network Problem, Electronic Device Issue, Applicat	24	10.9	10.9	85.9
Network Problem, Electronic Device Issue, Assignme	5	2.3	2.3	88.2
Network Problem, Electronic Device Issue, No	1	.5	.5	88.6
Network Problem, Electronic Device Issue, Online E	4	1.8	1.8	90.5
Network Problem, Electronic Device Issue, Online S	3	1.4	1.4	91.8
Network Problem, Online Session Delivery	2	.9	.9	92.7
Network Problem, Online Session Delivery, Online E	2	.9	.9	93.6
Network Problem, Some one remove from lecture	1	.5	.5	94.1
Network Problem, Sometimes MS Team issue like lac'	1	.5	.5	94.5
No issues Faced	1	.5	.5	95.0
none	1	.5	.5	95.5
Online Evaluations	5	2.3	2.3	97.7
Online Session Delivery	4	1.8	1.8	99.5
Online Session Delivery, Online Evaluations	1	.5	.5	100.0

Total	220	100.0	100.0
-------	-----	-------	-------

What are the challenges or issues faced during Online Sessions at your end?

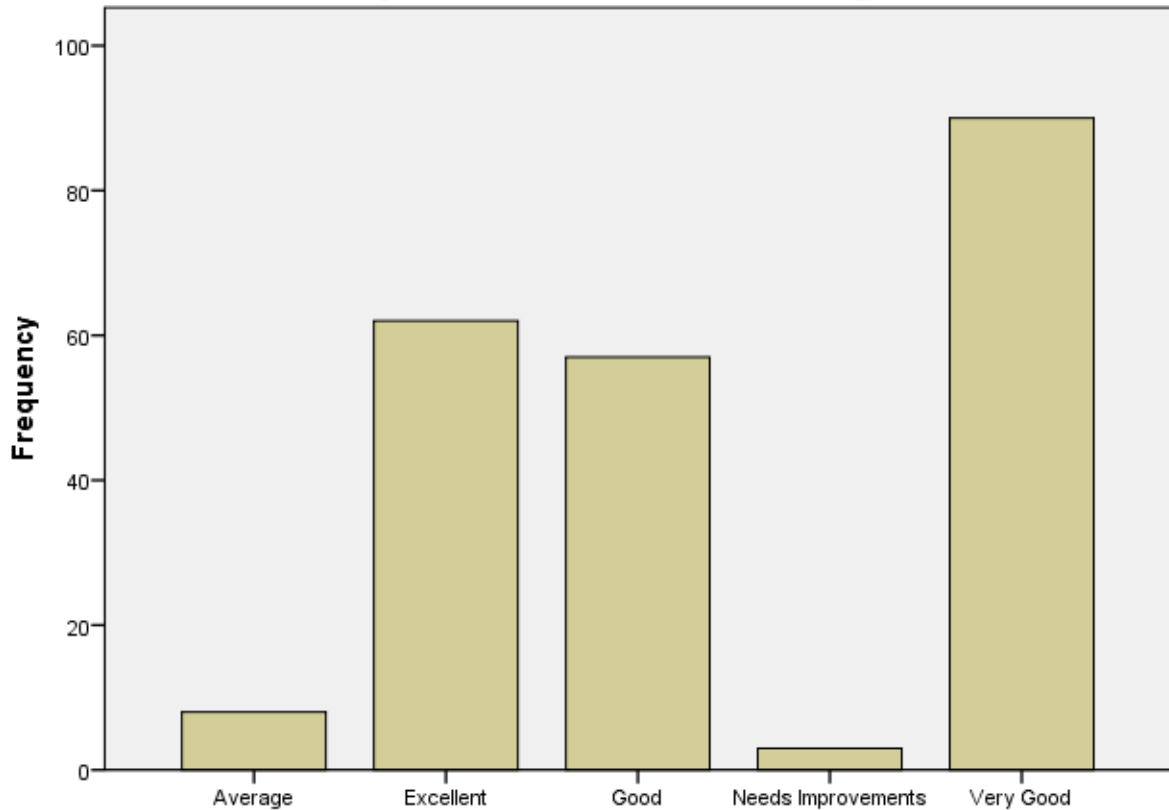


What are the challenges or issues faced during Online Sessions at your end?

Rate the efforts made by the Institute towards minimizing Academic Loss?

	Frequency	Percent	Valid Percent	Cumulative Percent
Average	8	3.6	3.6	3.6
Excellent	62	28.2	28.2	31.8
Good	57	25.9	25.9	57.7
Needs Improvements	3	1.4	1.4	59.1
Very Good	90	40.9	40.9	100.0
Total	220	100.0	100.0	

Rate the efforts made by the Institute towards minimizing Academic Loss?

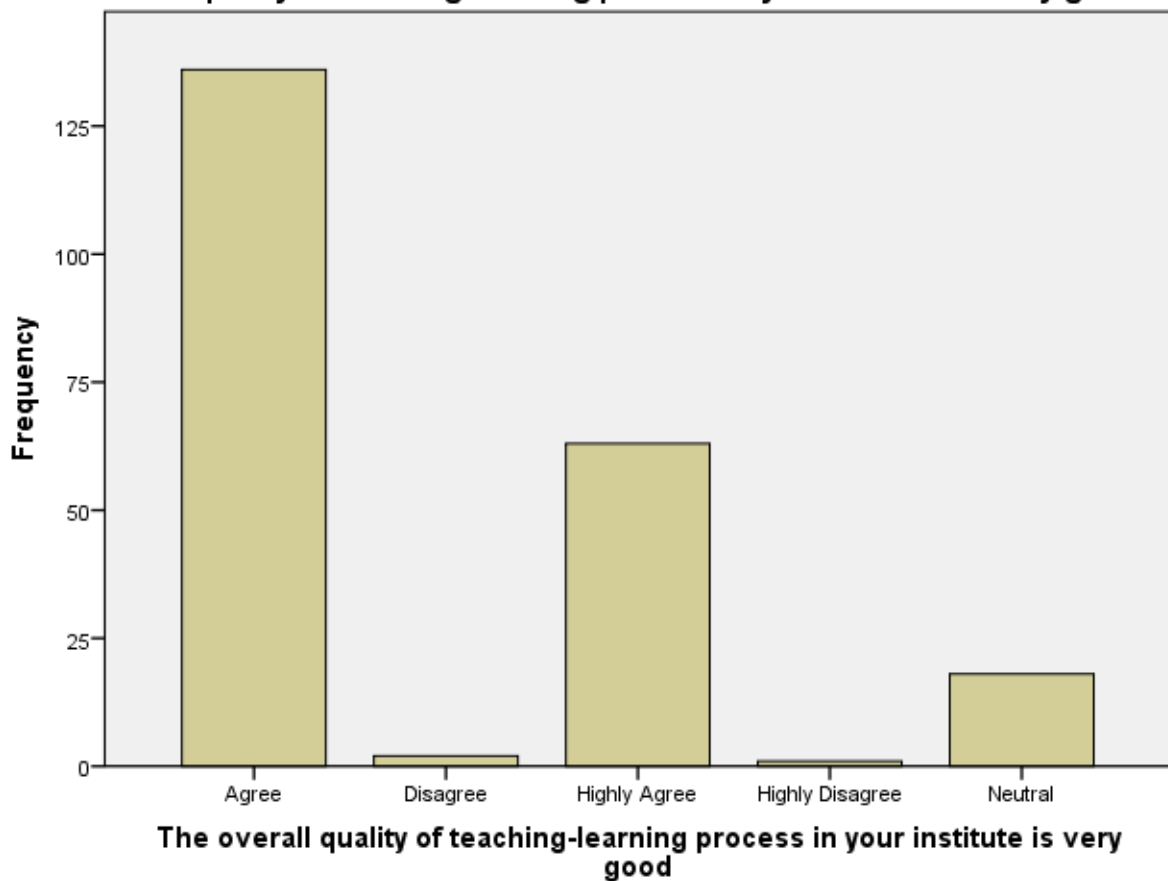


Rate the efforts made by the Institute towards minimizing Academic Loss?

The overall quality of teaching-learning process in your institute is very good

	Frequency	Percent	Valid Percent	Cumulative Percent
Agree	136	61.8	61.8	61.8
Disagree	2	.9	.9	62.7
Highly Agree	63	28.6	28.6	91.4
Highly Disagree	1	.5	.5	91.8
Neutral	18	8.2	8.2	100.0
Total	220	100.0	100.0	

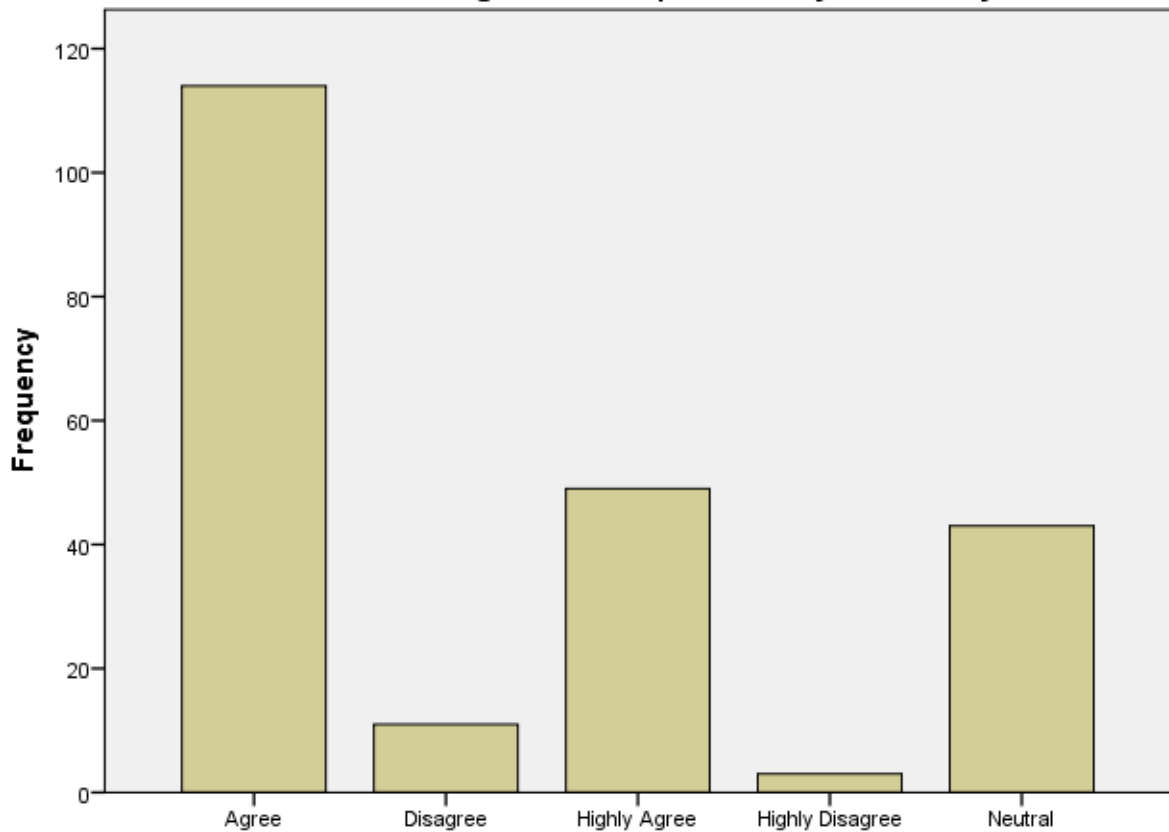
The overall quality of teaching-learning process in your institute is very good



Are sufficient e-learning resources provided by the Library?

	Frequency	Percent	Valid Percent	Cumulative Percent
Agree	114	51.8	51.8	51.8
Disagree	11	5.0	5.0	56.8
Highly Agree	49	22.3	22.3	79.1
Highly Disagree	3	1.4	1.4	80.5
Neutral	43	19.5	19.5	100.0
Total	220	100.0	100.0	

Are sufficient e-learning resources provided by the Library?

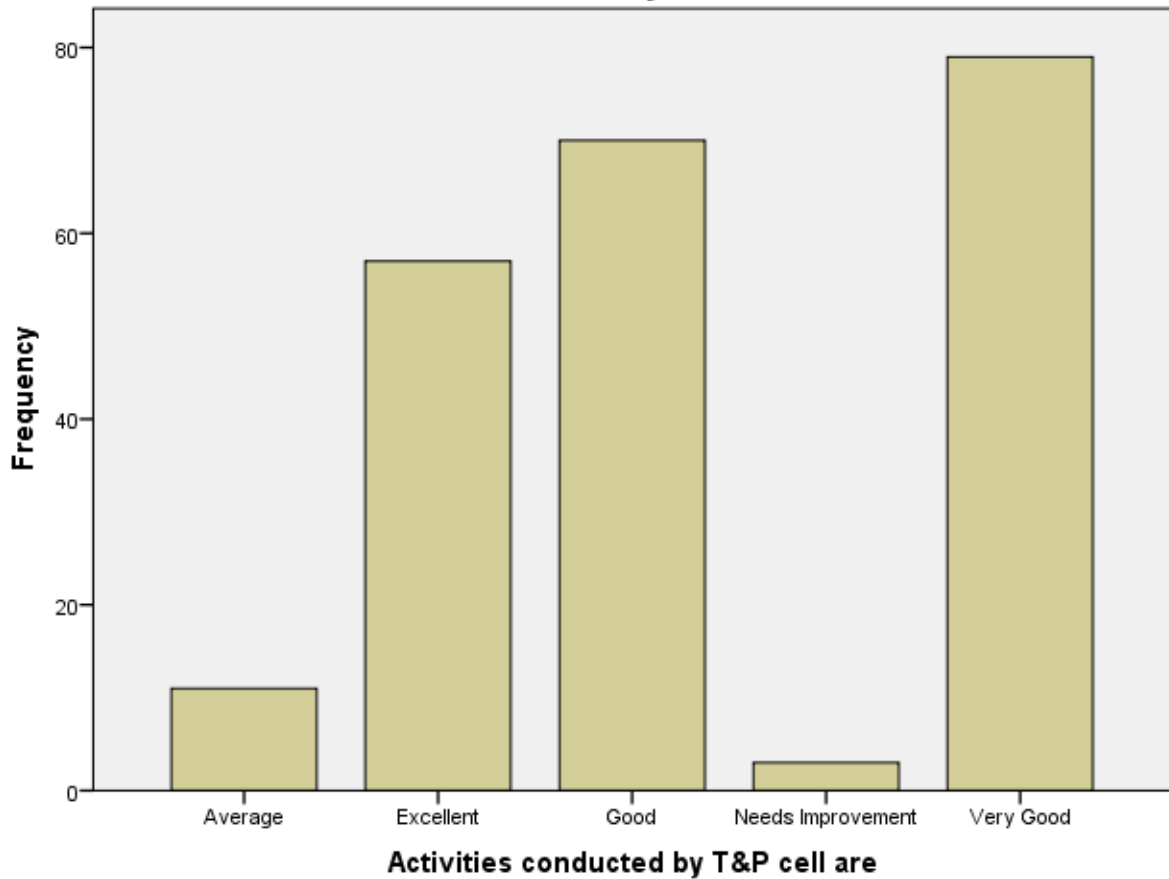


Are sufficient e-learning resources provided by the Library?

Activities conducted by T&P cell are

	Frequency	Percent	Valid Percent	Cumulative Percent
Valid Average	11	5.0	5.0	5.0
Excellent	57	25.9	25.9	30.9
Good	70	31.8	31.8	62.7
Needs Improvement	3	1.4	1.4	64.1
Very Good	79	35.9	35.9	100.0
Total	220	100.0	100.0	

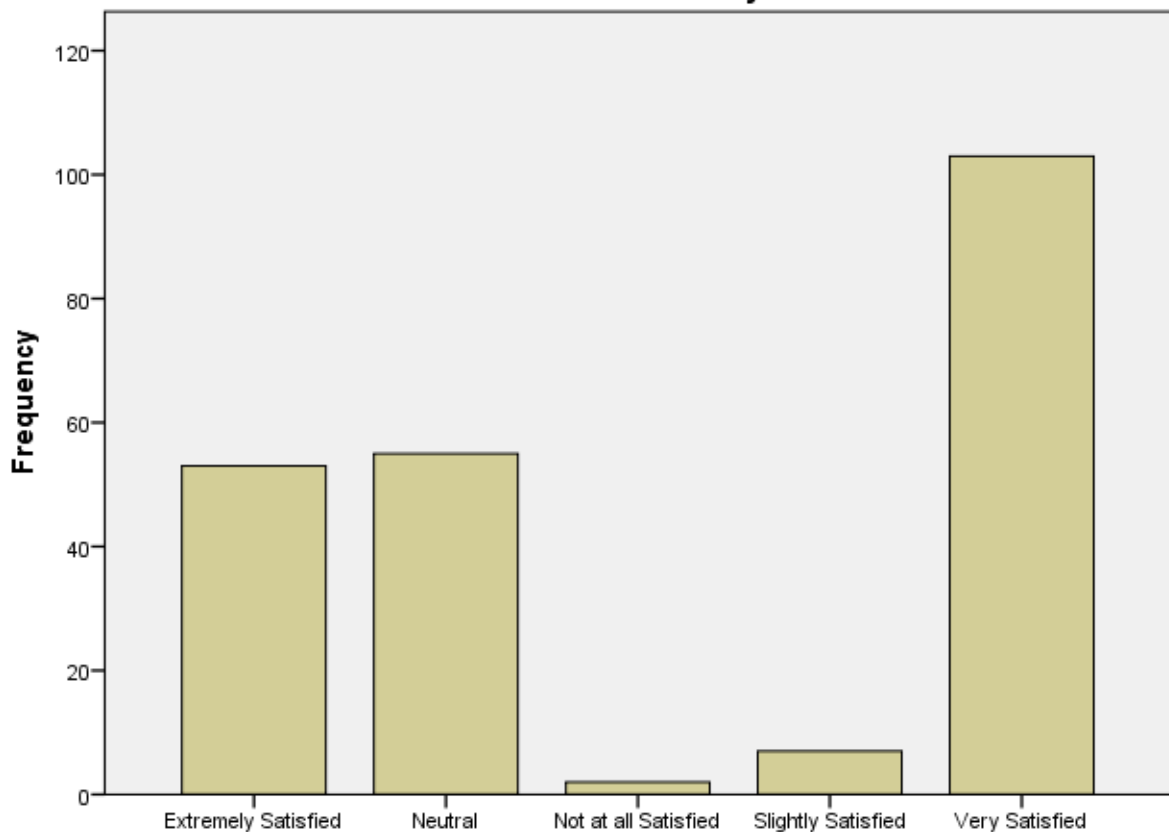
Activities conducted by T&P cell are



Rate the T&P activities conducted by the Institute

	Frequency	Percent	Valid Percent	Cumulative Percent
Valid	Extremely Satisfied	53	24.1	24.1
	Neutral	55	25.0	49.1
	Not at all Satisfied	2	.9	50.0
	Slightly Satisfied	7	3.2	53.2
	Very Satisfied	103	46.8	100.0
	Total	220	100.0	100.0

Rate the T&P activities conducted by the Institute

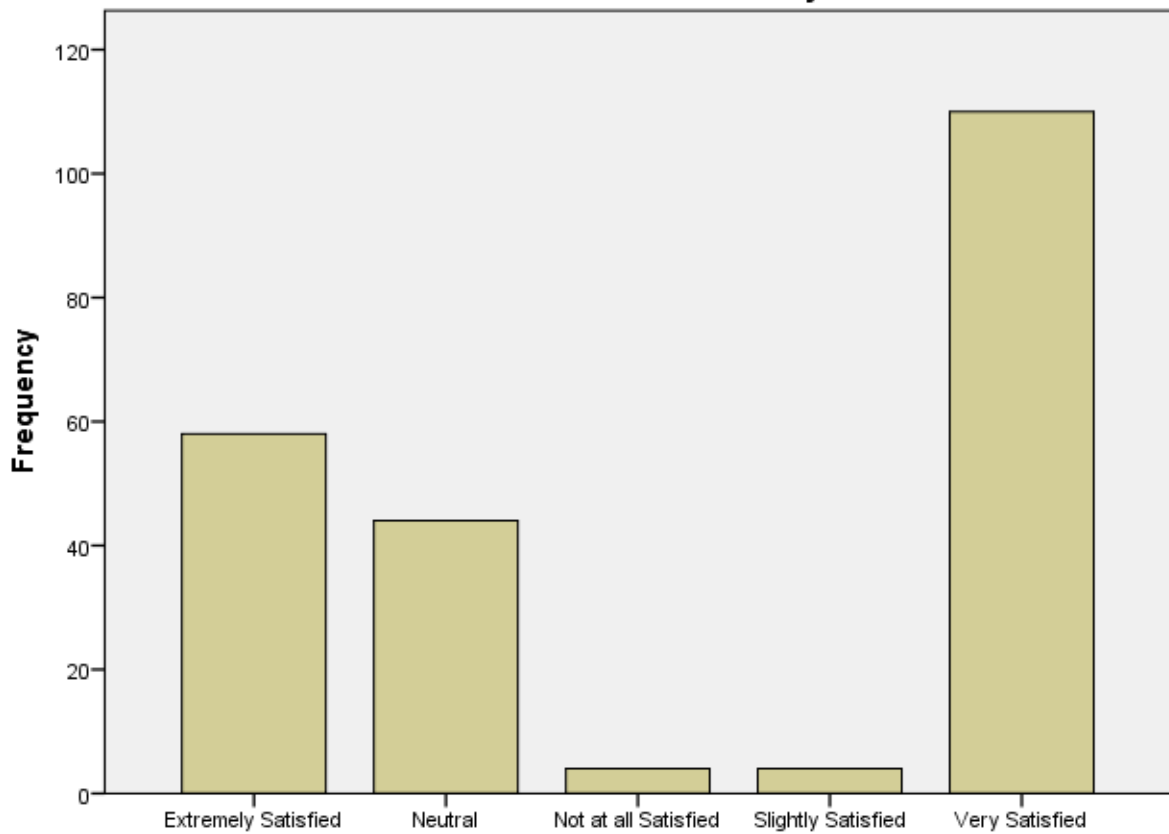


Rate the T&P activities conducted by the Institute

Rate the Events & /or Activities conducted by the Institute

	Frequency	Percent	Valid Percent	Cumulative Percent
Valid	Extremely Satisfied	58	26.4	26.4
	Neutral	44	20.0	46.4
	Not at all Satisfied	4	1.8	48.2
	Slightly Satisfied	4	1.8	50.0
	Very Satisfied	110	50.0	100.0
	Total	220	100.0	100.0

Rate the Events & /or Activities conducted by the Institute

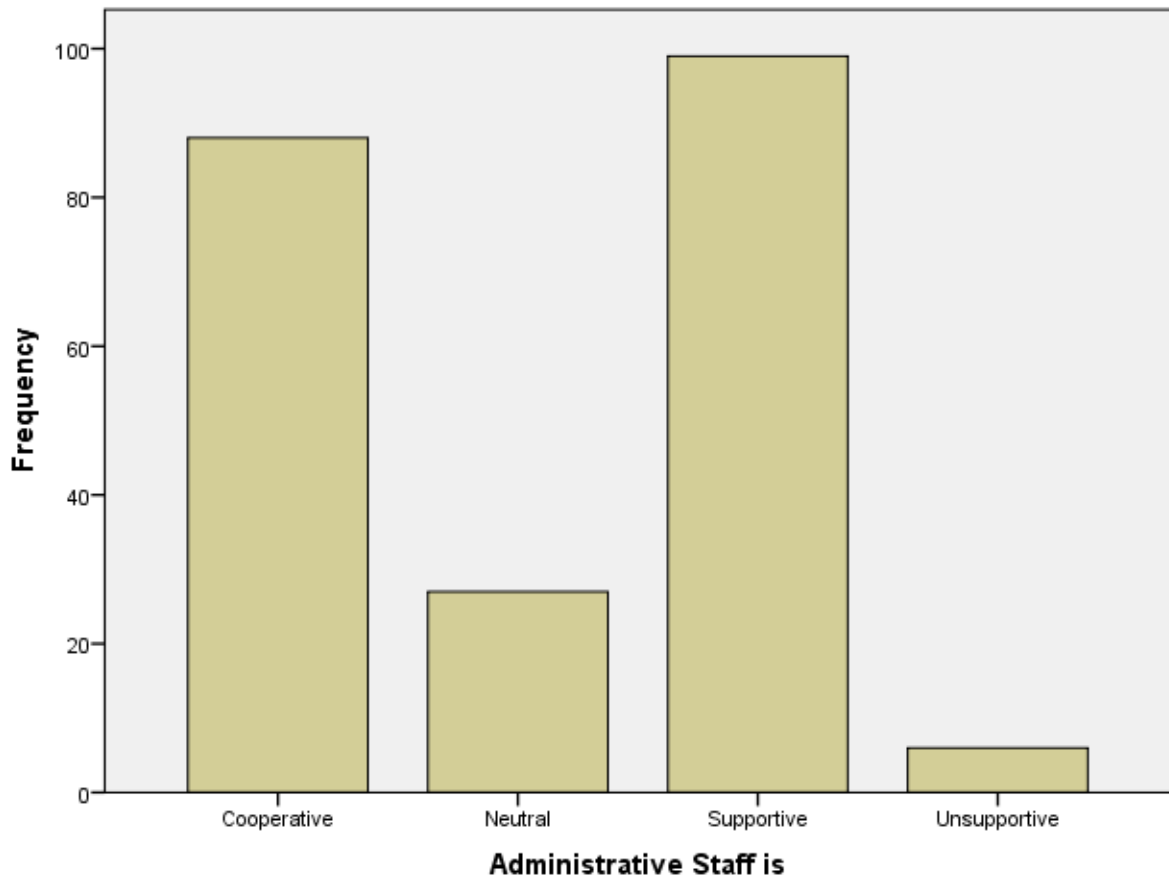


Rate the Events & /or Activities conducted by the Institute

Administrative Staff is

		Frequency	Percent	Valid Percent	Cumulative Percent
Valid	Cooperative	88	40.0	40.0	40.0
	Neutral	27	12.3	12.3	52.3
	Supportive	99	45.0	45.0	97.3
	Unsupportive	6	2.7	2.7	100.0
	Total	220	100.0	100.0	

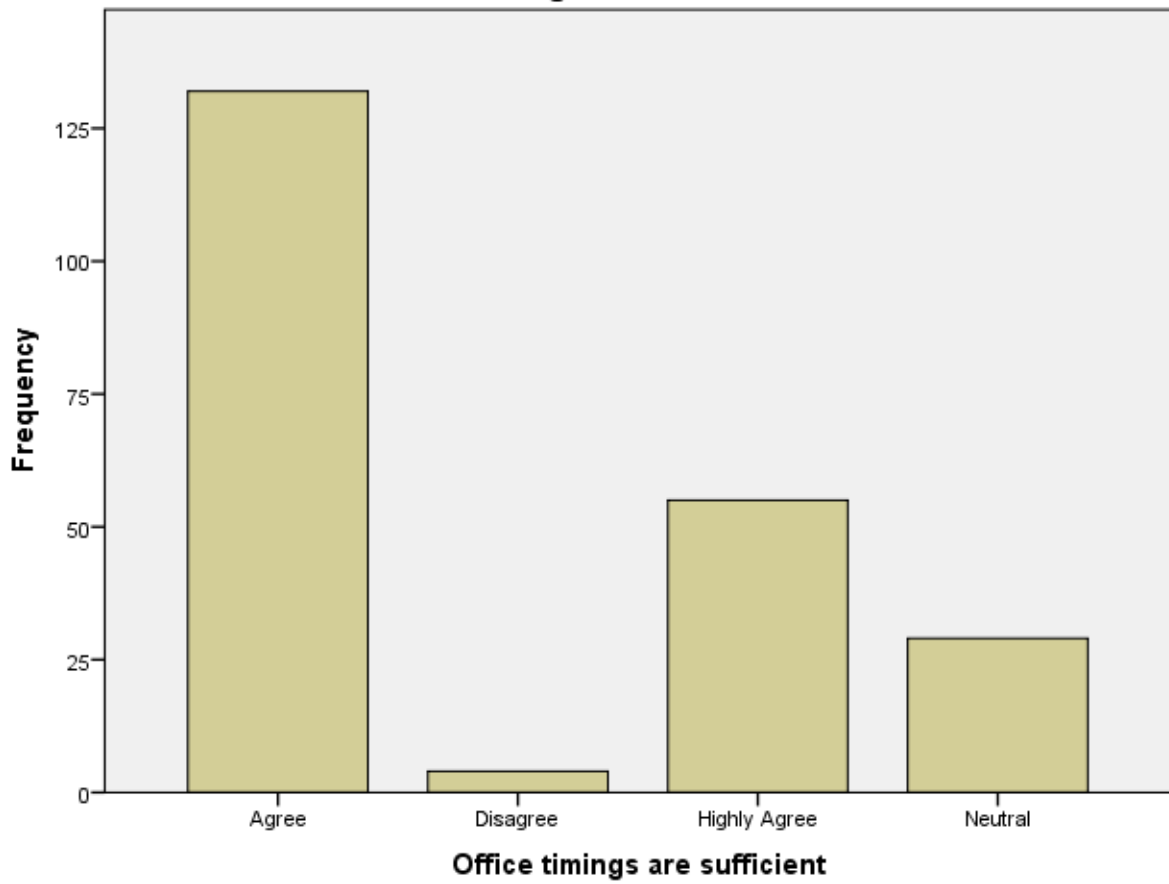
Administrative Staff is



Office timings are sufficient

	Frequency	Percent	Valid Percent	Cumulative Percent
Agree	132	60.0	60.0	60.0
Disagree	4	1.8	1.8	61.8
Valid Highly Agree	55	25.0	25.0	86.8
Neutral	29	13.2	13.2	100.0
Total	220	100.0	100.0	

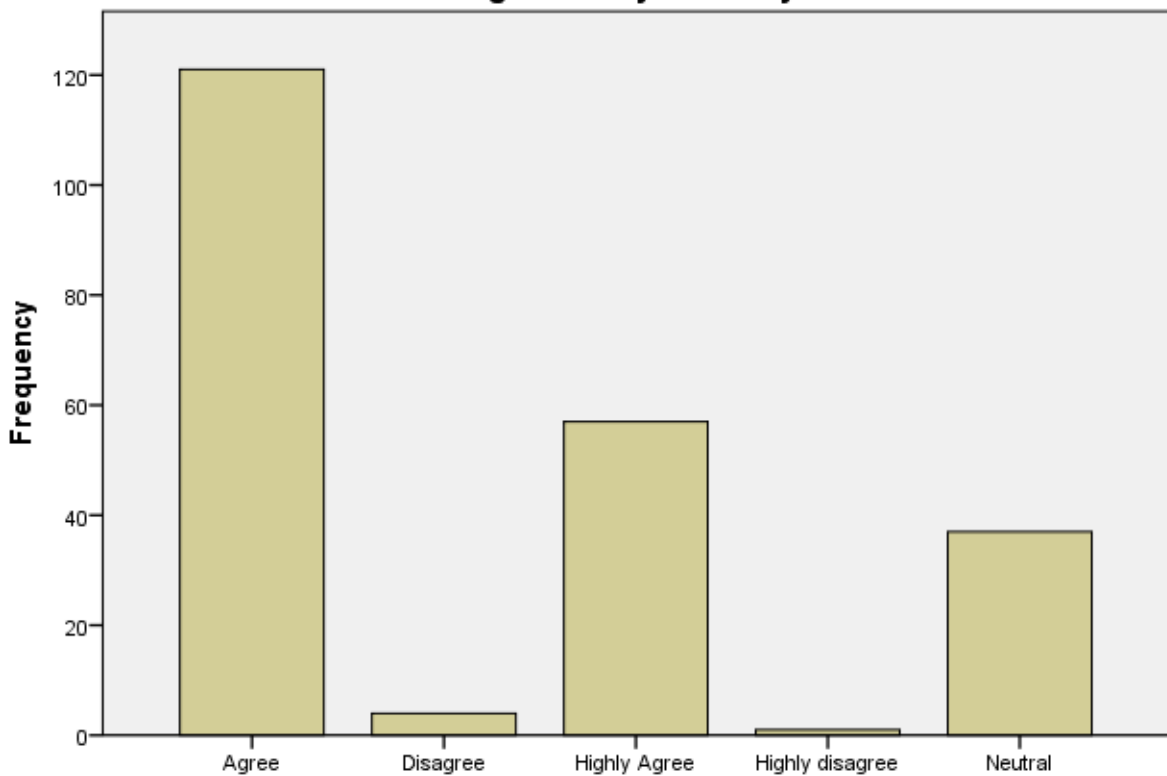
Office timings are sufficient



Whenever you ask for the information related to Payment of fees/ fees balance, the staff gives it to you readily

	Frequency	Percent	Valid Percent	Cumulative Percent
Valid	Agree	121	55.0	55.0
	Disagree	4	1.8	56.8
	Highly Agree	57	25.9	82.7
	Highly disagree	1	.5	83.2
	Neutral	37	16.8	100.0
	Total	220	100.0	100.0

Whenever you ask for the information related to Payment of fees/ fees balance, the staff gives it to you readily

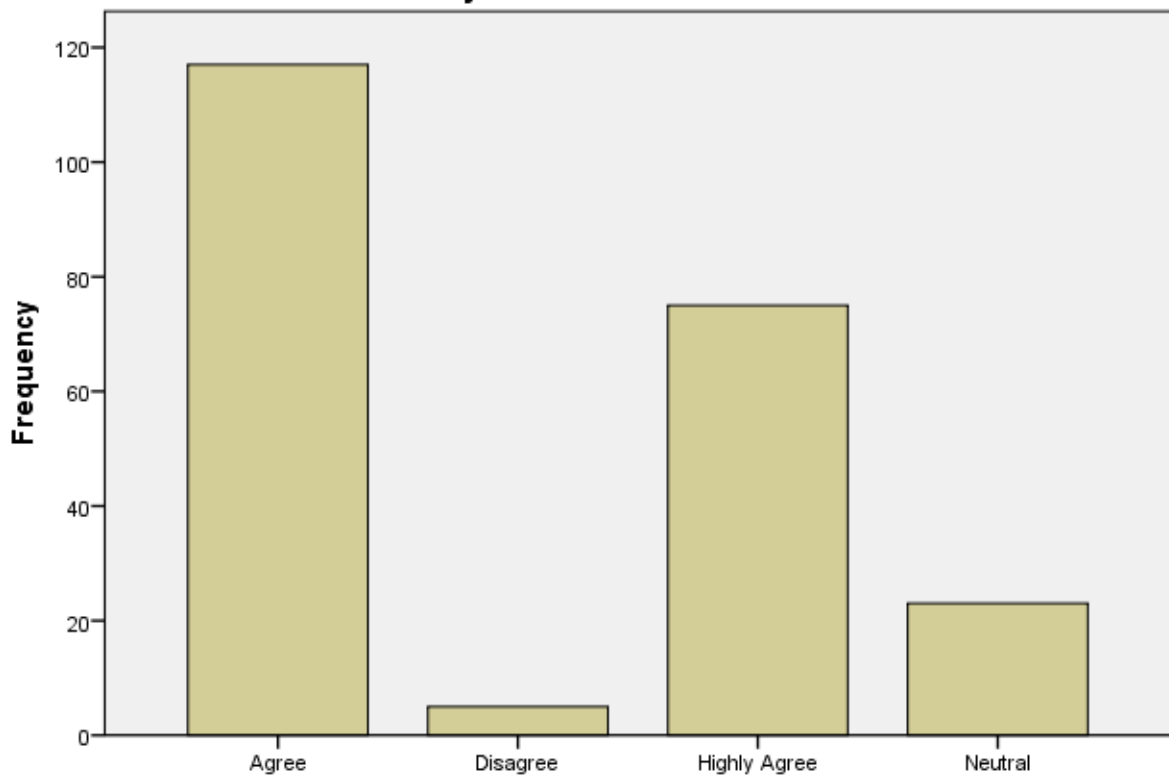


Whenever you ask for the information related to Payment of fees/ fees balance, the staff gives it to you readily

**The staff helps with all the information related to Scholarships/Free ships/EBC,
whenever you ask for the information**

	Frequency	Percent	Valid Percent	Cumulative Percent
Agree	117	53.2	53.2	53.2
Disagree	5	2.3	2.3	55.5
Valid Highly Agree	75	34.1	34.1	89.5
Neutral	23	10.5	10.5	100.0
Total	220	100.0	100.0	

**The staff helps with all the information related to Scholarships/Free ships/EBC,
whenever you ask for the information**

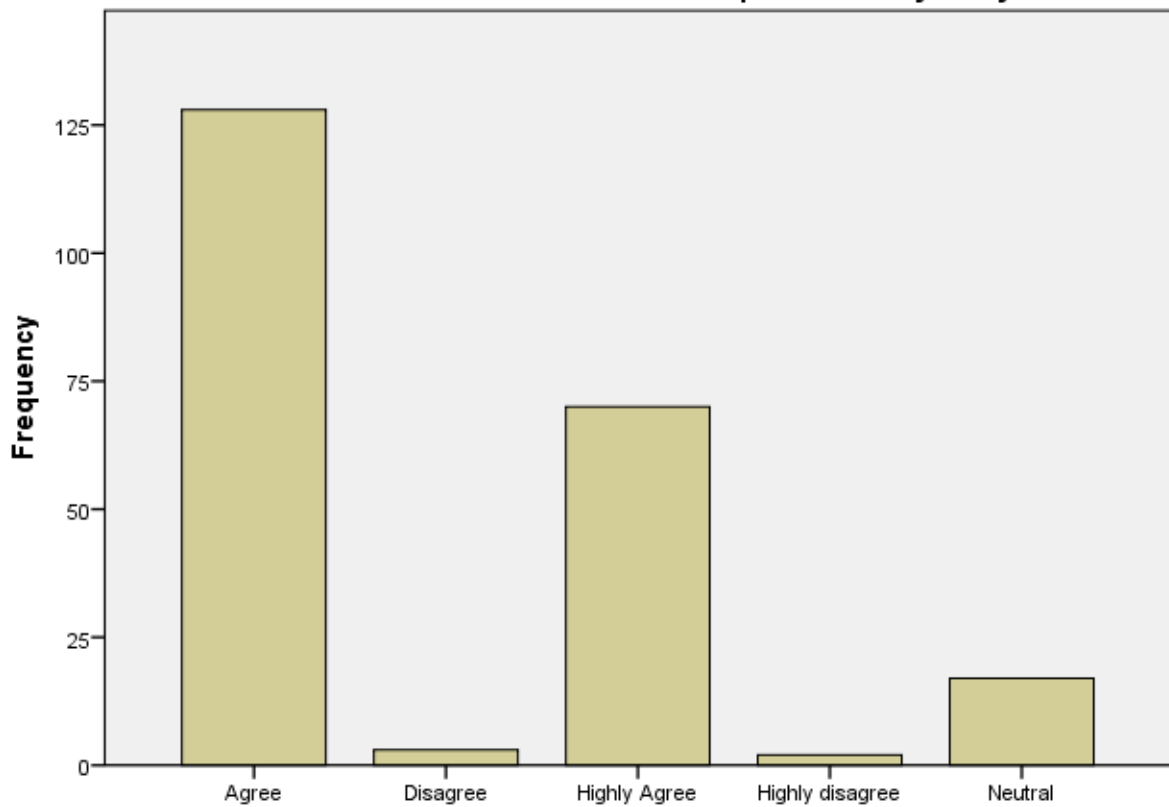


The staff helps with all the information related to Scholarships/Free ships/EBC, whenever you ask for the information

All the information related to Examination form is provided to you by the staff

	Frequency	Percent	Valid Percent	Cumulative Percent
Valid	Agree	128	58.2	58.2
	Disagree	3	1.4	59.5
	Highly Agree	70	31.8	91.4
	Highly disagree	2	.9	92.3
	Neutral	17	7.7	100.0
	Total	220	100.0	100.0

All the information related to Examination form is provided to you by the staff

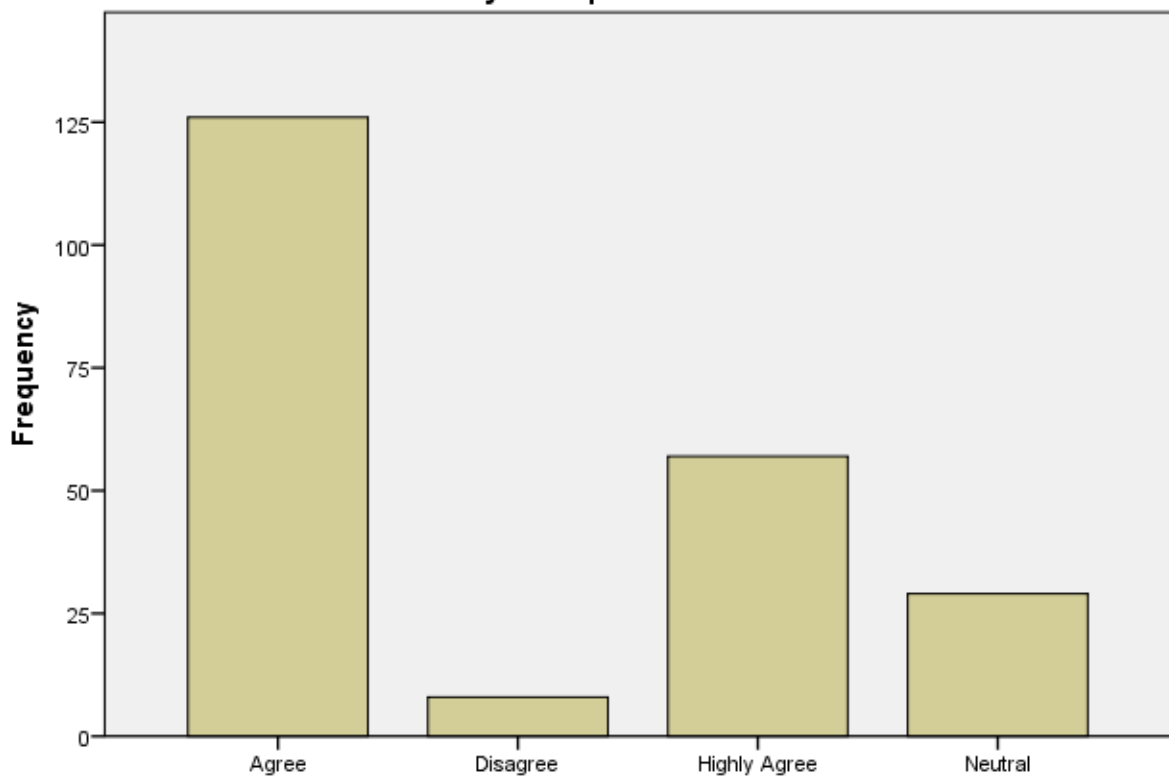


All the information related to Examination form is provided to you by the staff

Documents /Certificates required (Bona fide/ TC etc) are given to you on the day they were promised

	Frequency	Percent	Valid Percent	Cumulative Percent
Agree	126	57.3	57.3	57.3
Disagree	8	3.6	3.6	60.9
Valid Highly Agree	57	25.9	25.9	86.8
Neutral	29	13.2	13.2	100.0
Total	220	100.0	100.0	

Documents /Certificates required (Bona fide/ TC etc) are given to you on the day they were promised

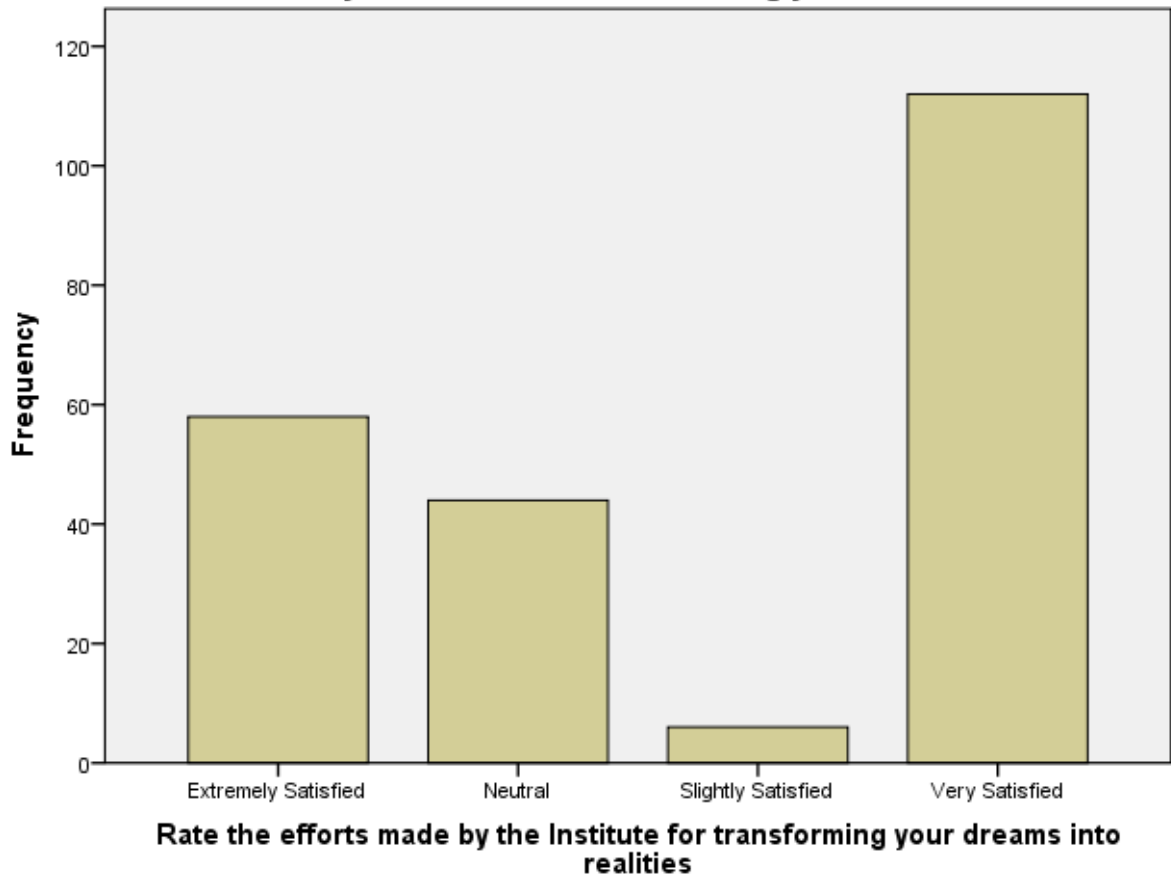


Documents /Certificates required (Bona fide/ TC etc) are given to you on the day they were promised

Rate the efforts made by the Institute for transforming your dreams into realities

	Frequency	Percent	Valid Percent	Cumulative Percent
Valid	Extremely Satisfied	58	26.4	26.4
	Neutral	44	20.0	46.4
	Slightly Satisfied	6	2.7	49.1
	Very Satisfied	112	50.9	100.0
	Total	220	100.0	100.0

Rate the efforts made by the Institute for transforming your dreams into realities



Overall Rating of the Institute

	Frequency	Percent	Valid Percent	Cumulative Percent
Average	6	2.7	2.7	2.7
Excellent	79	35.9	35.9	38.6
Good	43	19.5	19.5	58.2
Poor	1	.5	.5	58.6
Very Good	91	41.4	41.4	100.0
Total	220	100.0	100.0	

Overall Rating of the Institut

