

## Result Analysis (MCA 2021-2023 Batch)

### Summary-I: Semester wise result

No	Details	Sem-I	Sem-II	Sem-III	Sem-IV
1	Total Number of students	65	61	61	62
2	Pass student	56	50	43	54
3	Fail/ATKT	8	11	18	8
4	Absent	1	0	00	0
5	Result in %ge	86.15%	82 %	70.49	87.10

%

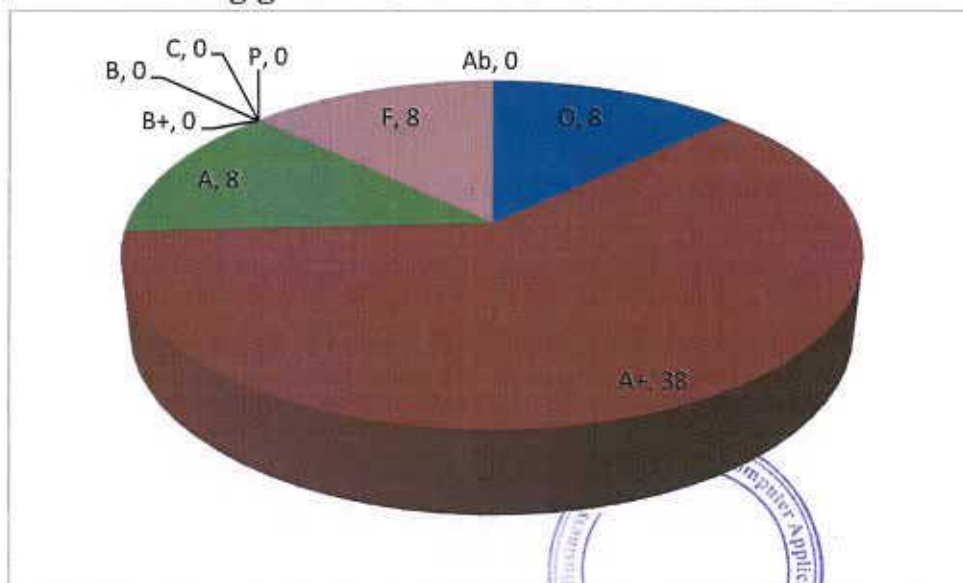
### Summary-II: Grade wise result analysis

No.	Percentage	Grades	Grade Details	Sem-I	Sem-II	Sem-III	Sem-IV	Total
1	80-100	O	Outstanding	8	0	0	8	8
2	70-79	A+	Excellent	40	10	5	38	38
3	60-69	A	Very Good	8	26	24	8	8
4	55-59	B+	Good	0	14	13	0	0
5	50-54	B	Above Average	0	0	0	0	0
6	45-49	C	Average	0	0	1	0	0
7	40-44	P	Pass	0	0	0	0	0
8	0-39	F	Fail	8	11	18	8	8
9	Ab	AB	Absent	1	0	0	0	0

### Batch Rankers

Rank	Student Name	Per
1	Ramtirth Shreya Shirish	86.82 %
2	Panthri Bhaskar Baliram	86.68 %
3	Hazil Mantasha	85.71 %

### Chart showing grade wise student details



Result Analysis done by: Dr. B J Mohite



  
 Director



## Result Analysis (MCA 2021-2023 Batch)

### MCA-I SEM I Oct/Nov 2021 Exam

TOPPERS SEM I			
Rank	Name of the student	Marks	Percentage
1	Fulari Akushi Kallappa	636	84.80%
2	Ramtirth Shreya Shirish	633	84.40%
3	Hazil Mantasha	630	84.00%

Semester wise Result SEM I		
Sr No	Details	SEM I
1	Total No of students	65
2	Pass students	56
3	Fail/ ATKT students	8
4	Absent students	1
5	Result in %	86.15%

Grade wise Result Analysis SEM I				
Sr No	Percentage	Grade	Grade Details	SEM I
1	80-100	O	O:	8
2	70-79	A+	A+: Excellent	40
3	60-69	A	A: Very Good	8
4	55-59	B+	B+: Good	0
5	50-54	B	B: Above	0
6	45-49	C	C: Average	0
7	40-44	P	P: Pass	0
8	0-39	F	F: Fail	8
	-	AB	AB: Absent	1



File No:

Revision: 00

Date:

## Result Analysis (MCA 2021-2023 Batch) MCA-I SEM –II April/May 2022 Exam

TOPPERS SEM II			
Rank	Name of the student	Marks	Percentage
1	Ramtirth Shreya Shirish	563	75.7
2	Panthri BhaskarBaliram	549	73.2
3	Fulari Akash Kallappa	546	72.8

Semester wise Result SEM II		
Sr No	Details	SEM II
1	Total No of students	61
2	Pass students	50
3	Fail/ ATKT students	11
4	Absent students	0
5	Result in %	82%

Grade wise Result Analysis SEM II				
Sr No	Percentage	Grade	Grade Details	SEM II
1	80-100	O	O:	0
2	70-79	A+	A+: Excellent	10
3	60-69	A	A: Very  Good	26
4	55-59	B+	B+: Good	14
5	50-54	B	B: Above	0
6	45-49	C	C: Average	0
7	40-44	P	P: Pass	0
8	0-39	F	F: Fail	11
	-	AB	AB: Absent	00



Result Analysis done by: Dr. B J Mohite

*Dr. B J Mohite*

Director

*Dr. B J Mohite*



## Result Analysis (MCA 2021-2023 Batch)

### MCA-II SEM –III Oct/Nov 2022 Exam

TOPPERS SEM III			
Rank	Name of the student	Marks	Percentage
1	Hundani Simran Amar	589	78.53
2	Panthri BhaskarBaliram	579	77.20
3	Hazil Mantasha	560	74.67

Semester wise Result SEM III		
Sr No	Details	SEM III
1	Total No of students	61
2	Pass students	43
3	Fail/ ATKT students	17
4	Absent students	00
5	Result in %	70.49

Grade wise Result Analysis SEM III				
Sr No	Percentage	Grade	Grade Details	SEM III
1	80-100	O	O:	00
2	70-79	A+	A+: Excellent	05
3	60-69	A	A: Very Good	24
4	55-59	B+	B+: Good	13
5	50-54	B	B: Above	00
6	45-49	C	C: Average	01
7	40-44	P	P: Pass	00
8	0-39	F	F: Fail	18
	-	AB	AB: Absent	00



Result Analysis done by: Dr. B J Mohite

*Dr. B J Mohite*

*Dr. B J Mohite*

Director



File No:

Revision: 00

Date:

## Result Analysis (MCA 2021-2023 Batch)

### MCA-II SEM –IV April/May 2023 Exam

TOPPERS SEM IV			
Rank	Name of the student	Marks	Percentage
1	Ramtirth Shreya Shirish	2431	86.82
2	Panthri BhaskarBaliram	2427	86.68
3	Hazil Mantasha	2400	85.71

Semester wise Result SEM IV		
Sr No	Details	SEM IV
1	Total No of students	62
2	Pass students	54
3	Fail/ ATKT students	8
4	Absent students	0
5	Result in %	87.10

Grade wise Result Analysis SEM IV				
Sr No	Percentage	Grade	Grade Details	SEM IV
1	80-100	O	O:	8
2	70-79	A+	A+: Excellent	38
3	60-69	A	A: Very  Good	8
4	55-59	B+	B+: Good	0
5	50-54	B	B: Above	0
6	45-49	C	C: Average	0
7	40-44	P	P: Pass	0
8	0-39	F	F: Fail	8
	-	AB	AB: Absent	0

Result Analysis done by: Dr. B J Mohite



*Pranav*  
Director



**Result Analysis (MBA 2021-2023 Batch)**

**Summary-I: Semester wise result**

No	Details	Sem-I	Sem-II	Sem-III	Sem-IV
1	Total Number of students	127	124	118	113
2	Pass student	104	77	73	84
3	Fail/ATKT	23	32	45	29
4	Absent	0	15	0	0
5	Result in %gc	81.89	62.10	61.86	74.34

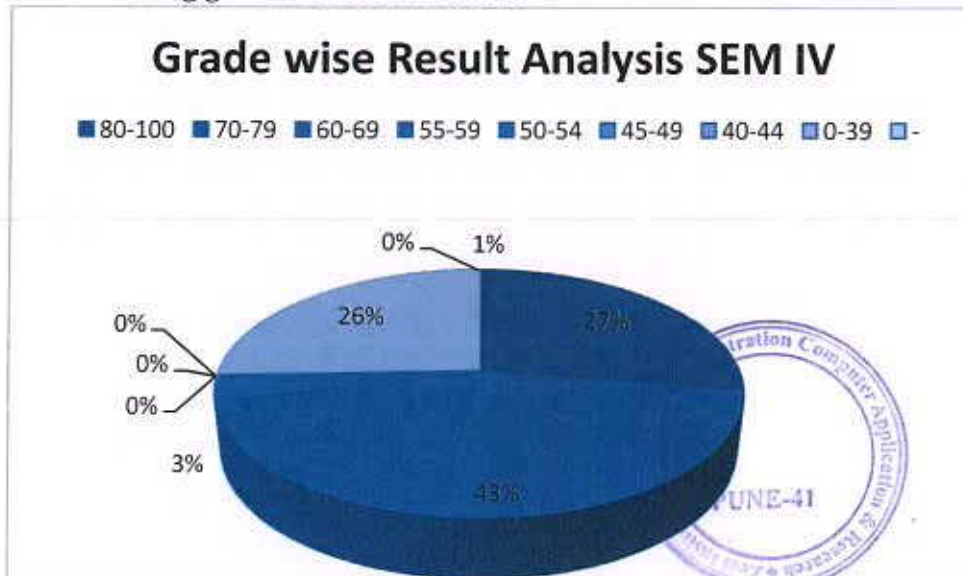
**Summary-II: Grade wise result analysis**

No.	Percentage	Grades	Grade Details	Sem-I	Sem-II	Sem-III	Sem-IV	Total
1	80-100	O	Outstanding	54	33	2	1	1
2	70-79	A+	Excellent	38	36	42	30	30
3	60-69	A	Very Good	12	8	27	49	49
4	55-59	B+	Good	0	0	1	4	4
5	50-54	B	Above Average	0	0	1	0	0
6	45-49	C	Average	0	0	0	0	0
7	40-44	P	Pass	0	0	0	0	0
8	0-39	F	Fail	23	32	45	29	29
9	Ab	AB	Absent	0	15	0	0	0

**Batch Rankers**

Rank	Student Name	Per
1	KUMBHAR POOJA DNYANDEO	80.97
2	LINGWAT PRATIKSHA SATYAWAN	77.97
3	MALJI AISHWARYA CHANDRAKANT	77.22

**Chart showing grade wise student details**



Result Analysis done by: Dr. B. J. Mohite *kt Mohite*

*Dr. B. J. Mohite*  
 Director



**Result Analysis (MBA 2021-2023 Batch)**  
**MBA-I SEM -I Nov/Dec 2021 Exam**

TOPPERS SEM I			
Rank	Name of the student	Marks	Percentage
1	KUMBHAR POOJA DNYANDEO	819	91.00%
1	LAMBAT NIHAL KISHOR	819	91.00%
2	SHINDE KALYANI VIJAY	816	90.67%
3	SHINDE RUTUJA VIJAY	811	90.11%

Semester wise Result SEM I		
Sr No	Details	SEM I
1	Total No of students	127
2	Pass students	104
3	Fail/ ATKT students	23
4	Absent students	0
5	Result in %	81.89%

Grade wise Result Analysis SEM I				
Sr No	Percentage	Grade	Grade Details	SEM I
1	80-100	O	O:	54
2	70-79	A+	A+: Excellent	38
3	60-69	A	A: Very Good	12
4	55-59	B+	B+: Good	0
5	50-54	B	B: Above	0
6	45-49	C	C: Average	0
7	40-44	P	P: Pass	0
8	0-39	F	F: Fail	23
	-	AB	AB: Absent	0



Result Analysis done by: Dr. B. J. Mohite

*(Signature)*

*(Signature)*  
 Director



**Result Analysis (MBA 2021-2023 Batch)**  
 MBA-I SEM –II April/May 2022 Exam

TOPPERS SEM II			
Rank	Name of the student	Marks	Percentage
1	KUMBHAR POOJA DNYANDEO	744	88.20
2	SHINDE KALYANI VIJAY	711	83.86
3	MALJI AISHWARYA CHANDRAKANT	706	87.80

Semester wise Result SEM II		
Sr No	Details	SEM II
1	Total No of students	124
2	Pass students	75
3	Fail/ ATKT students	33
4	Absent students	16
5	Result in %	62.10

Grade wise Result Analysis SEM II				
Sr No	Percentage	Grade	Grade Details	SEM II
1	80-100	O	O:	28
2	70-79	A+	A+: Excellent	39
3	60-69	A	A: Very Good	8
4	55-59	B+	B+: Good	0
5	50-54	B	B: Above	0
6	45-49	C	C: Average	0
7	40-44	P	P: Pass	0
8	0-39	F	F: Fail/ATKT	33
	-	AB	AB: Absent	16



Result Analysis done by: Dr. B. J. Mohite

Director





**Result Analysis (MBA 2021-2023 Batch)**  
**MBA-I SEM -III Nov/Dec 2022 Exam**

TOPPERS SEM III			
Rank	Name of the student	Marks	Percentage
1	KUMBHAR POOJA DNYANDEO	783	97.87
2	ANAMIKA RAJESH TRIPATHI	755	94.37
3	LINGWAT PRATIKA SATYAWAN	745	93.12

Semester wise Result SEM III		
Sr No	Details	SEM III
1	Total No of students	118
2	Pass students	73
3	Fail/ ATKT students	45
4	Absent students	0
5	Result in %	61.9

Grade wise Result Analysis SEM III				
Sr No	Percentage	Grade	Grade Details	SEM III
1	80-100	O	O:	2
2	70-79	A+	A+: Excellent	42
3	60-69	A	A: Very Good	26
4	55-59	B+	B+: Good	1
5	50-54	B	B: Above	1
6	45-49	C	C: Average	0
7	40-44	P	P: Pass	0
8	0-39	F	F: Fail	46
	-	AB	AB: Absent	0



Result Analysis done by: Dr. B. J. Mohite

*B. J. Mohite*

*J. Prasad*  
 Director



Result Analysis (MBA 2021-2023 Batch)  
MBA-I SEM -IV April/May 2023 Exam

TOPPERS SEM IV			
Rank	Name of the student	Marks	Percentage
1	KUMBHAR POOJA DNYANDEO	2591	80.97
2	LINGWAT PRATIKSIIA SATYAWAN	2495	77.97
3	MALJI AISHWARYA CHANDRAKANT	2471	77.77

Semester wise Result SEM IV		
Sr No	Details	SEM IV
1	Total No of students	113
2	Pass students	84
3	Fail/ ATKT students	29
4	Absent students	0
5	Result in %	74.3

Grade wise Result Analysis SEM IV				
Sr No	Percentage	Grade	Grade Details	SEM IV
1	80-100	O	O:	1
2	70-79	A+	A+: Excellent	30
3	60-69	A	A: Very Good	49
4	55-59	B+	B+: Good	4
5	50-54	B	B: Above	0
6	45-49	C	C: Average	0
7	40-44	P	P: Pass	0
8	0-39	F	F: Fail	29
	-	AB	AB: Absent	0



Result Analysis done by: Dr. B. J. Mohite

Director



## Result Analysis (MCA 2020-2022 Batch)

### Summary-I: Semester wise result

No	Details	Sem-I	Sem-II	Sem-III	Sem-IV
1	Total Number of students	67	67	66	64
2	Pass student	60	58	45	53
3	Fail/ATKT	07	09	19	11
4	Absent	00	00	02	00
5	Result in %ge	89.55	86.57	70.31	82.80

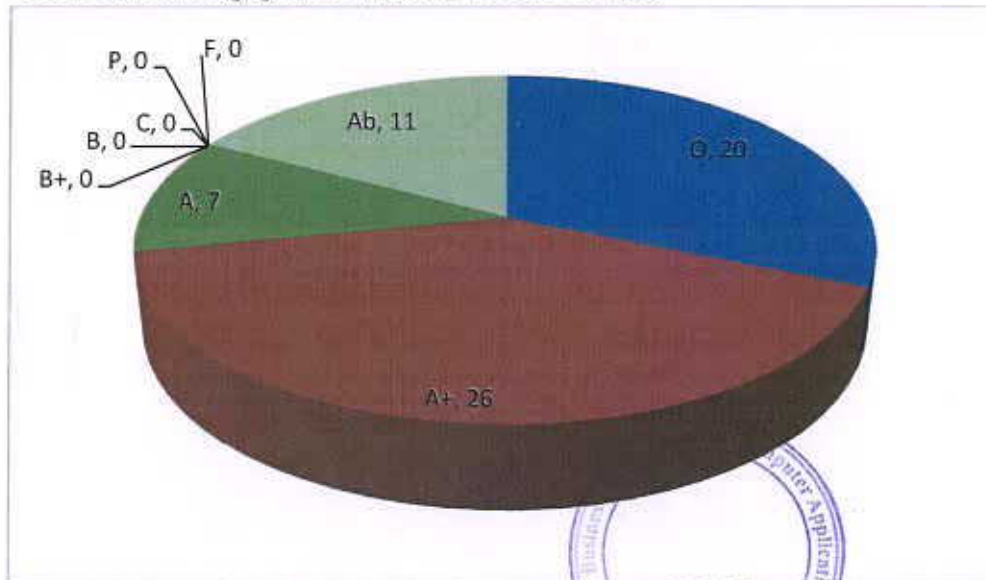
### Summary-II: Grade wise result analysis

No.	Percentage	Grades	Grade Details	Sem-I	Sem-II	Sem-III	Sem-IV	Total
1	80-100	O	Outstanding	0	0	16	21	20
2	70-79	A+	Excellent	35	24	24	14	26
3	60-69	A	Very Good	23	09	5	18	07
4	55-59	B+	Good	1	3	0	0	0
5	50-54	B	Above Average	0	2	0	0	0
6	45-49	C	Average	1	0	0	0	0
7	40-44	P	Pass	0	0	0	0	0
8	0-39	F	Fail	7	9	19	11	0
9	Ab	AB	Absent	0	0	2	0	11

### Batch Rankers

Rank	Student Name	Per
1	Akash Yashawant More	91.86
2	Sanika Surendra Athavale	90.64
3	Ankita Anil Pawar	90.43

### Chart showing grade wise student details





File No:

Revision: 00

Date:

## Result Analysis (MCA 2020-2022 Batch) MCA-I SEM I Oct/Nov 2020 Exam

TOPPERS SEM I			
Rank	Name of the student	Marks	Percentage
1	Pawar Ankita Anil	553	79.00
2	Jadhav Shrushti Vishwanath	544	77.71
3	Athavale Sanika Surendra	542	77.43

Semester wise Result SEM I		
Sr No	Details	SEM I
1	Total No of students	67
2	Pass students	60
3	Fail/ ATKT students	7
4	Absent students	0
5	Result in %	89.55%

Grade wise Result Analysis SEM I				
Sr No	Percentage	Grade	Grade Details	SEM I
1	80-100	O	O:	0
2	70-79	A+	A+: Excellent	35
3	60-69	A	A: Very Good	23
4	55-59	B+	B+: Good	1
5	50-54	B	B: Above	0
6	45-49	C	C: Average	1
7	40-44	P	P: Pass	0
8	0-39	F	F: Fail	7
	-	AB	AB: Absent	0



Result Analysis done by: Dr. B J Mohite

Director



File No:

Revision: 00

Date:

## Result Analysis (MCA 2020-2022 Batch) MCA-I SEM –II April/May 2021 Exam

TOPPERS SEM II			
Rank	Name of the student	Marks	Percentage
1	MORE AKASH YASHAWANT	586	78.13
2	CHAFEKAR YASHASHRI RAMAKANT	566	75.47
3	SAYYAD A'IK GANI	564	75.20

Semester wise Result SEM II		
Sr No	Details	SEM II
1	Total No of students	67
2	Pass students	58
3	Fail/ ATKT students	9
4	Absent students	0
5	Result in %	86.57%

Grade wise Result Analysis SEM II				
Sr No	Percentage	Grade	Grade Details	SEM II
1	80-100	O	O:	0
2	70-79	A+	A+: Excellent	24
3	60-69	A	A: Very  Good	29
4	55-59	B+	B+: Good	3
5	50-54	B	B: Above	2
6	45-49	C	C: Average	0
7	40-44	P	P: Pass	0
8	0-39	F	F: Fail	9
	-	AB	AB: Absent	0



Result Analysis done by: Dr. B J Mohite

*[Signature]*

*[Signature]*  
 Director



## Result Analysis (MCA 2020-2022 Batch) MCA-II SEM –III Oct/Nov 2021 Exam

TOPPERS SEM III			
Rank	Name of the student	Marks	Percentage
1	PACHARNEY TEJASWINI RAHUL	609	87.00%
2	ATHAWALE SANIKA SURENDRA	597	85.29%
3	SAYYAD ATIK GANI	596	85.14%

Semester wise Result SEM III		
Sr No	Details	SEM III
1	Total No of students	66
2	Pass students	45
3	Fail/ ATKT students	19
4	Absent students	2
5	Result in %	70.31%

Grade wise Result Analysis SEM III				
Sr No	Percentage	Grade	Grade Details	SEM III
1	80-100	O	O:	16
2	70-79	A+	A+: Excellent	24
3	60-69	A	A: Very Good	5
4	55-59	B+	B+: Good	0
5	50-54	B	B: Above	0
6	45-49	C	C: Average	0
7	40-44	P	P: Pass	0
8	0-39	F	F: Fail	19
	-	AB	AB: Absent	2

Result Analysis done by: Dr. B J Mohite



*BJM*  
Director



## Result Analysis (MCA 2020-2022 Batch) MCA-II SEM –IV April/May 2022 Exam

TOPPERS SEM IV			
Rank	Name of the student	Marks	Percentage
1	Sanika Surendra Athavale	630	90.00
2	Akash Yashawant More	625	89.29
3	Ankita Anil Pawar	607	86.71

Semester wise Result SEM IV		
Sr No	Details	SEM IV
1	Total No of students	64
2	Pass students	53
3	Fail/ ATKT students	11
4	Absent students	00
5	Result in %	82.80

Grade wise Result Analysis SEM IV				
Sr No	Percentage	Grade	Grade Details	SEM IV
1	80-100	O	O:	21
2	70-79	A+	A+: Excellent	14
3	60-69	A	A: Very Good	18
4	55-59	B+	B+: Good	00
5	50-54	B	B: Above	00
6	45-49	C	C: Average	00
7	40-44	P	P: Pass	00
8	0-39	F	F: Fail	11
	-	AB	AB: Absent	00



Result Analysis done by: Dr. B J Mohite

*Dr. B J Mohite*

*Dr. B J Mohite*  
Director

## Result Analysis (MCA 2019-2022 Batch)

### Summary-I: Semester wise result

No	Details	Sem-I	Sem-II	Sem-III	Sem-IV	Sem-V	Sem VI
1	Total Number of students	36	34	33	32	31	33
2	Pass student	23	34	32	25	17	31
3	Fail/ATKT	11	0	1	7	14	1
4	Absent	2	0	0	0	0	1
5	Result in %ge	63.89%	100%	97%	78.13%	54.84%	34

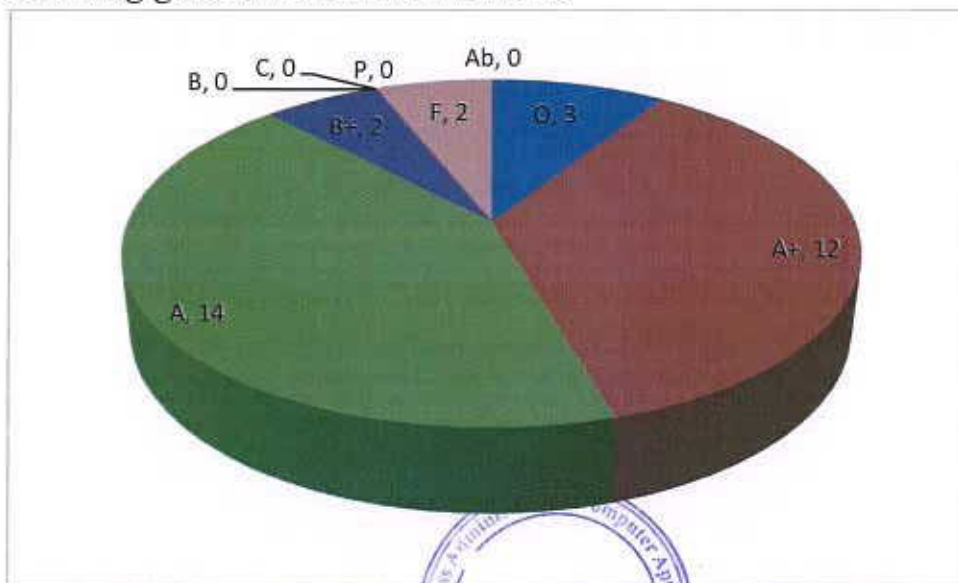
### Summary-II: Grade wise result analysis

No.	Percentage	Grades	Grade Details	Sem-I	Sem-II	Sem-III	Sem-IV	Sem-V	Sem VI	Total
1	80-100	O	Outstanding	0	8	10	18	7	3	3
2	70-79	A+	Excellent	7	21	14	4	8	10	12
3	60-69	A	Very Good	10	4	7	0	2	14	14
4	55-59	B+	Good	6	1	1	1	0	4	2
5	50-54	B	Above Average	0	0	1	2	0	0	0
6	45-49	C	Average	0	0	0	0	0	0	0
7	40-44	P	Pass	0	0	0	0	0	0	0
8	0-39	F	Fail	11	0	0	7	14	1	2
9	AB	AB	Absent	2	0	0	0	0	1	0

### Batch Rankers

Rank	Student Name	Per
1	Khardekar Sanket Govind	88.00%
2	Lahiri Chanakya Goutam	87.05 %
3	Burte Sayali Pramod	87.00 %

### Chart showing grade wise student details







## Result Analysis (MCA 2019-2022 Batch) MCA-I SEM I Oct/Nov 2019 Exam

TOPPERS SEM I			
Rank	Name of the student	Marks	Percentage
1	Khardekar Sanket Govind	546	78.00
2	Hemgude Pratiksha Bhanudas	534	76.286
3	Burte Sayali Pramod	531	75.857

Semester wise Result SEM I		
Sr No	Details	SEM I
1	Total No of students	36
2	Pass students	23
3	Fail/ ATKT students	11
4	Absent students	2
5	Result in %	63.89%

Grade wise Result Analysis SEM I				
Sr No	Percentage	Grade	Grade Details	SEM I
1	80-100	O	O:	0
2	70-79	A+	A+: Excellent	7
3	60-69	A	A: Very  Good	10
4	55-59	B+	B+: Good	6
5	50-54	B	B: Above	0
6	45-49	C	C: Average	0
7	40-44	P	P: Pass	0
8	0-39	F	F: Fail	11
	-	AB	AB: Absent	2



Result Analysis done by: Dr. B J Mohite

*BJ Mohite*

*Pratik*  
Director



## Result Analysis (MCA 2019-2022 Batch) MCA-I SEM –II April/May 2020 Exam

TOPPERS SEM II			
Rank	Name of the student	Marks	Percentage
1	Khardekar Sanket Govind	617	88.14
2	Burte Sayali Pramod	608	86.86
3	Bhosale Shital Dilip	603	86.14

Semester wise Result SEM II		
Sr No	Details	SEM II
1	Total No of students	34
2	Pass students	34
3	Fail/ ATKT students	0
4	Absent students	0
5	Result in %	100%

Grade wise Result Analysis SEM II				
Sr No	Percentage	Grade	Grade Details	SEM II
1	80-100	O	O:	8
2	70-79	A+	A+: Excellent	21
3	60-69	A	A: Very  Good	4
4	55-59	B+	B+: Good	1
5	50-54	B	B: Above	0
6	45-49	C	C: Average	0
7	40-44	P	P: Pass	0
8	0-39	F	F: Fail	0
	-	AB	AB: Absent	0



Result Analysis done by: Dr. B J Mohite

*B. Mohite*

*B. Mohite*  
 Director



File No:

Revision: 00

Date:

## Result Analysis (MCA 2019-2022 Batch) MCA-II SEM –III Oct/Nov 2020 Exam

TOPPERS SEM III			
Rank	Name of the student	Marks	Percentage
1	Burte Sayali Pramod	635	90.71
2	Khardekar Sanket Govind	633	90.43
3	Chanakya Lahiri	631	90.14

Semester wise Result SEM III		
Sr No	Details	SEM III
1	Total No of students	33
2	Pass students	32
3	Fail/ ATKT students	1
4	Absent students	0
5	Result in %	97%

Grade wise Result Analysis SEM III				
Sr No	Percentage	Grade	Grade Details	SEM III
1	80-100	O	O:	10
2	70-79	A+	A+: Excellent	14
3	60-69	A	A: Very  Good	7
4	55-59	B+	B+: Good	1
5	50-54	B	B: Above	1
6	45-49	C	C: Average	0
7	40-44	P	P: Pass	0
8	0-39	F	F: Fail	0
	-	AB	AB: Absent	0



Result Analysis done by: Dr. B J Mohite

*(Signature)*

*(Signature)*  
 Director



## Result Analysis (MCA 2019-2022 Batch) MCA-II SEM –IV April/May 2021 Exam

TOPPERS SEM IV			
Rank	Name of the student	Marks	Percentage
1	CHANAKYA LAHIRI	731	97.47
2	SHRADHA ARUNRAO SHEREKAR	703	93.73
3	SALUNKHE SNEHAL ANANDARAO	684	91.20

Semester wise Result SEM IV		
Sr No	Details	SEM IV
1	Total No of students	32
2	Pass students	25
3	Fail/ ATKT students	7
4	Absent students	0
5	Result in %	78.13%

Grade wise Result Analysis SEM IV				
Sr No	Percentage	Grade	Grade Details	SEM IV
1	80-100	O	O:	18
2	70-79	A+	A+: Excellent	4
3	60-69	A	A: Very Good	0
4	55-59	B+	B+: Good	1
5	50-54	B	B: Above	2
6	45-49	C	C: Average	0
7	40-44	P	P: Pass	0
8	0-39	F	F: Fail	7
	-	AB	AB: Absent	0



Result Analysis done by: Dr. B J Mohite

*BJ Mohite*

*Prasad*  
 Director



## Result Analysis (MCA 2019-2022 Batch) MCA-III SEM – V Oct/Nov 2021 Exam

TOPPERS SEM V			
Rank	Name of the student	Marks	Percentage
1	BURTE SAYALI PRAMOD	638	91.14%
2	KHARDEKAR SANKET GOVIND	636	90.86%
3	CHANAKYA LAHIRI	623	89.00%

Semester wise Result SEM IV		
Sr No	Details	SEM V
1	Total No of students	31
2	Pass students	17
3	Fail/ ATKT students	14
4	Absent students	0
5	Result in %	54.84%

Grade wise Result Analysis SEM V				
Sr No	Percentage	Grade	Grade Details	SEM V
1	80-100	O	O:	7
2	70-79	A+	A+: Excellent	8
3	60-69	A	A: Very  Good	2
4	55-59	B+	B+: Good	0
5	50-54	B	B: Above	0
6	45-49	C	C: Average	0
7	40-44	P	P: Pass	0
8	0-39	F	F: Fail	14
	-	AB	AB: Absent	0



Result Analysis done by: Dr. B J Mohite

*BJ Mohite*

*Pravin*  
Director



## Result Analysis (MCA 2019-2022 Batch) MCA-III SEM –VI April/May 2022 Exam

TOPPERS SEM VI			
Rank	Name of the student	Marks	Percentage
1	Khardekar Sanket Govind	489	69.86
2	Lahiri Chanakya Goutam	485	69.29
3	Burte Sayali Pramod	473	67.57

Semester wise Result SEM VI		
Sr No	Details	SEM VI
1	Total No of students	33
2	Pass students	31
3	Fail/ ATKT students	1
4	Absent students	1
5	Result in %	94%

Grade wise Result Analysis SEM VI				
Sr No	Percentage	Grade	Grade Details	SEM VI
1	80-100	O	O:	3
2	70-79	A+	A+: Excellent	10
3	60-69	A	A: Very  Good	14
4	55-59	B+	B+: Good	4
5	50-54	B	B: Above	0
6	45-49	C	C: Average	0
7	40-44	P	P: Pass	0
8	0-39	F	F: Fail	1
	-	AB	AB: Absent	1



Result Analysis done by: Dr. B J Mohite

*(Signature)*

*(Signature)*  
 Director

## Result Analysis (MBA 2020-2022 Batch)

### Summary-I: Semester wise result

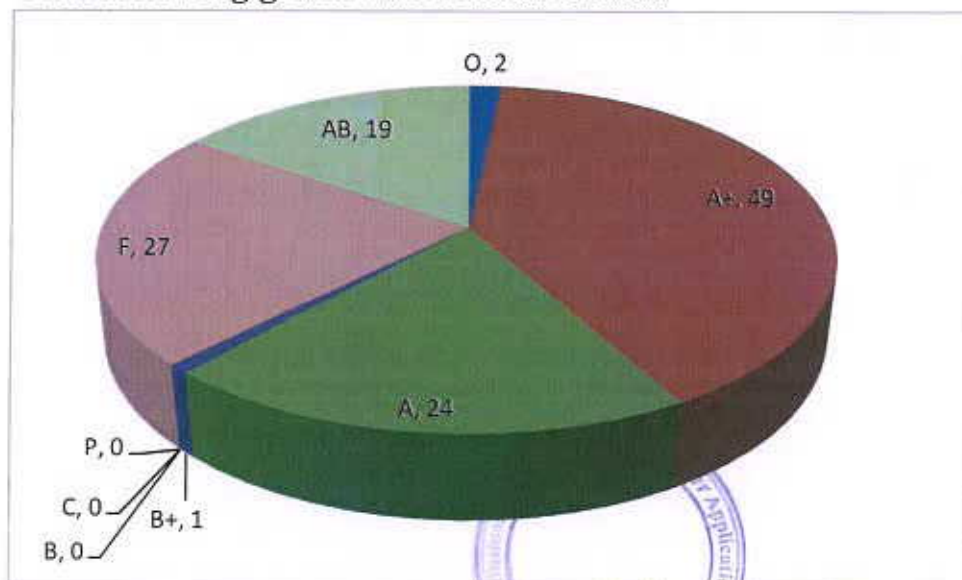
No	Details	Sem-I	Sem-II	Sem-III	Sem-IV
1	Total Number of students	118	120	112	122
2	Pass student	112	95	65	77
3	Fail/ATKI	5	23	46	26
4	Absent	1	2	1	19
5	Result in %ge	94.92	78.16	58.04	63.11

### Summary-II: Grade wise result analysis

No.	Percentage	Grades	Grade Details	Sem-I	Sem-II	Sem-III	Sem-IV	Total
1	80-100	O	Outstanding	9	30	6	3	2
2	70-79	A+	Excellent	67	36	32	49	49
3	60-69	A	Very Good	29	20	26	24	24
4	55-59	B+	Good	6	7	1	1	1
5	50-54	B	Above Average	1	1	0	00	0
6	45-49	C	Average	0	0	0	0	0
7	40-44	P	Pass	0	1	0	0	0
8	0-39	F	Fail	5	23	46	26	27
9	Ab	AB	Absent	1	2	1	19	19

Rank	Student Name	Per
1	Waldiya Savita Madanraysingh	85.94
2	Ankita Mahadeo Gonjari	81.38
3	Maitri Bharat Dharsandia	79.63

### Chart showing grade wise student details





**Result Analysis (MBA 2020-2022 Batch)**  
**MBA-I SEM –I Nov/Dec 2020 Exam**

TOPPERS SEM I			
Rank	Name of the student	Marks	Percentage
1	VISHAL SADASHIVRAO KAMBLE	860	90.53%
2	WALDIYA SAVITA MADANRAYSINGHI	859	90.42%
3	MAITRI BHARAT DHARSANDIA	846	89.05%

Semester wise Result SEM I		
Sr No	Details	SEM I
1	Total No of students	118
2	Pass students	112
3	Fail/ ATKT students	5
4	Absent students	1
5	Result in %	94.92

Grade wise Result Analysis SEM I				
Sr No	Percentage	Grade	Grade Details	SEM I
1	80-100	O	O:	9
2	70-79	A+	A+: Excellent	67
3	60-69	A	A: Very Good	29
4	55-59	B+	B+: Good	6
5	50-54	B	B: Above	1
6	45-49	C	C: Average	0
7	40-44	P	P: Pass	0
8	0-39	F	F: Fail	5
	-	AB	AB: Absent	1



Result Analysis done by: Dr. B. J. Mohite

*[Signature]*

*[Signature]*  
 Director





## Result Analysis (MBA 2020-2022 Batch) MBA-I SEM –II April/May 2021 Exam

TOPPERS SEM II			
Rank	Name of the student	Marks	Percentage
1	VISHAL SADASHIVRAO KAMBLE	860	90.53%
2	WALDIYA SAVITA MADANRAYSINGH	859	90.42%
3	MAITRI BHARAT DHARSANDIA	846	89.05%

Semester wise Result SEM II		
Sr No	Details	SEM II
1	Total No of students	120
2	Pass students	95
3	Fail/ ATKT students	23
4	Absent students	2
5	Result in %	79.17

Grade wise Result Analysis SEM II				
Sr No	Percentage	Grade	Grade Details	SEM II
1	80-100	O	O:	30
2	70-79	A+	A+: Excellent	36
3	60-69	A	A: Very Good	20
4	55-59	B+	B+: Good	7
5	50-54	B	B: Above	1
6	45-49	C	C: Average	0
7	40-44	P	P: Pass	1
8	0-39	F	F: Fail	23
	-	AB	AB: Absent	2



*B. J. Mohite*

*B. J. Mohite*  
Director



File No:

Revision: 00

Date:

## Result Analysis (MBA 2020-2022 Batch) MBA-I SEM –III Nov/Dec 2021 Exam

TOPPERS SEM III			
Rank	Name of the student	Marks	Percentage
1	WALDIYA SAVITA MADANRAYSINGH	709	88.63%
2	VISHAL SADASHIVRAO KAMBLE	655	81.88%
3	ANKITA MAHADEO GONJARI	644	80.50%

Semester wise Result SEM III		
Sr No	Details	SEM III
1	Total No of students	112
2	Pass students	65
3	Fail/ ATKT students	46
4	Absent students	1
5	Result in %	58.04%

Grade wise Result Analysis SEM III				
Sr No	Percentage	Grade	Grade Details	SEM III
1	80-100	O	O:	6
2	70-79	A+	A+: Excellent	32
3	60-69	A	A: Very  Good	26
4	55-59	B+	B+: Good	1
5	50-54	B	B: Above	0
6	45-49	C	C: Average	0
7	40-44	P	P: Pass	0
8	0-39	F	F: Fail	46
	-	AB	AB: Absent	1



Result Analysis done by: Dr. B. J. Mohite

*B. J. Mohite*

*B. J. Mohite*  
 Director



## Result Analysis (MBA 2020-2022 Batch) MBA-I SEM –IV April/May 2022 Exam

TOPPERS SEM IV			
Rank	Name of the student	Marks	Percentage
1	Waldiya Savita Madanraysingh	2750	85.9
2	Ankita Mahadeo Gonjari	2624	81.4
3	Maitri Bharat Dharsandia	2548	79.6

Semester wise Result SEM IV		
Sr No	Details	SEM IV
1	Total No of students	122
2	Pass students	76
3	Fail/ ATKT students	27
4	Absent students	19
5	Result in %	61.1

Grade wise Result Analysis SEM IV				
Sr No	Percentage	Grade	Grade Details	SEM IV
1	80-100	O	O:	26
2	70-79	A+	A+: Excellent	36
3	60-69	A	A: Very Good	14
4	55-59	B+	B+: Good	00
5	50-54	D	D. Above	00
6	45-49	C	C: Average	00
7	40-44	P	P: Pass	00
8	0-39	F	F: Fail	27
	-	AB	AB: Absent	19



Result Analysis done by: Dr. B. J. Mohite

Director



## Result Analysis (MCA 2018-2020 Batch)

### Summary-I: Semester wise result

No	Details	Sem-I	Sem-II	Sem-III	Sem-IV	Sem-V	Sem VI
1	Total Number of students	46	46	46	46	44	44
2	Pass student	30	21	25	44	33	43
3	Fail/ATKT	16	24	19	1	10	1
4	Absent	0	1	2	1	1	0
5	Result in %ge	65.22%	45.65%	54.35%	95.65%	75.00%	97.73%

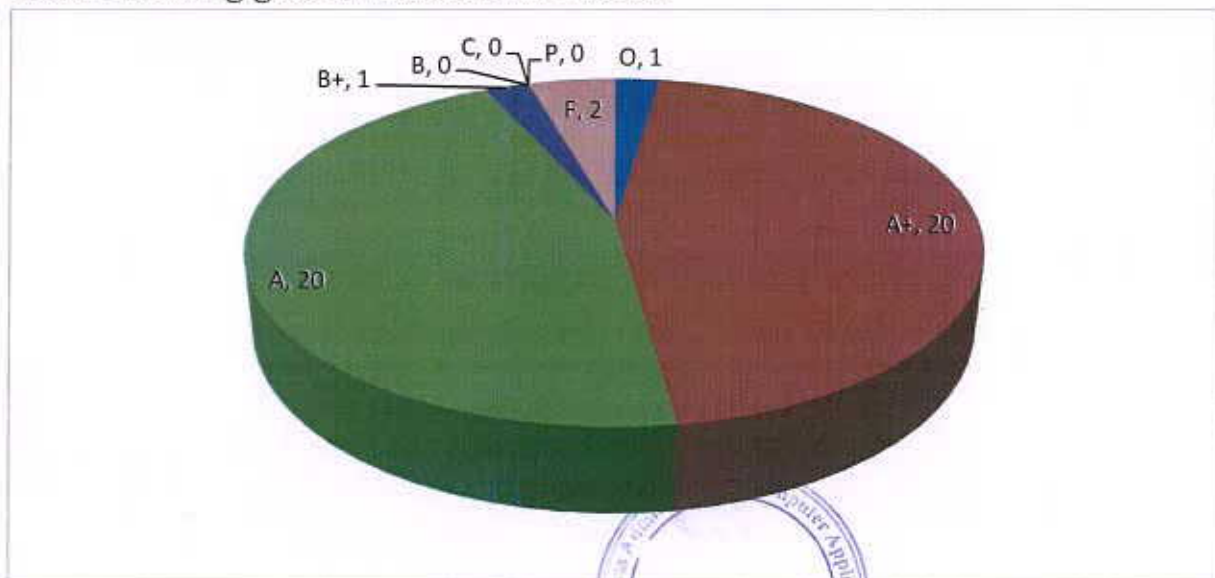
### Summary-II: Grade wise result analysis

No.	Percentage	Grades	Grade Details	Sem-I	Sem-II	Sem-III	Sem-IV	Sem-V	Sem VI	Total
1	80-100	O	Outstanding	0	0	0	0	19	23	1
2	70-79	A+	Excellent	3	3	1	2	12	14	20
3	60-69	A	Very Good	19	10	11	22	4	4	20
4	55-59	B+	Good	7	8	11	7	3	2	1
5	50-54	B	Above Average	1	0	2	7	1	0	0
6	45-49	C	Average	0	0	0	3	2	0	0
7	40-44	P	Pass	0	0	0	3	1	0	0
8	0-39	F	Fail	16	24	19	1	1	1	2
9	Ab	AB	Absent	0	1	2	1	1	0	0

### Batch Rankers

Rank	Student Name	Per
1	Tripathi Ajaykumar Rajeshkumar	80.53%
2	Ghongade Snehlata Sadanand	78.88%
3	Shilimkar Pratik Raju	78.25%

### Chart showing grade wise student details



Result Analysis done by: Dr. B J Mohite

*BJ Mohite*



*Pratik*  
Director



File No:

Revision: 00

Date:

## Result Analysis (MCA 2018-2021 Batch)

### MCA-I SEM –I Oct/Nov 2018 Exam

TOPPERS SEM I			
Rank	Name of the student	Marks	Percentage
1	Pratik Raju Shilimkar	501	71.57
2	Ajay Kumar Tripathi	499	71.28
3	Shivam Vikas Paramane	491	70.14

Semester wise Result SEM I		
Sr No	Details	SEM I
1	Total No of students	46
2	Pass students	30
3	Fail/ ATKT students	16
4	Absent students	0
5	Result in %	65.22%

Grade wise Result Analysis SEM I				
Sr No	Percentage	Grade	Grade Details	SEM I
1	80-100	O	O:	0
2	70-79	A+	A+: Excellent	3
3	60-69	A	A: Very  Good	19
4	55-59	B+	B+: Good	7
5	50-54	B	B: Above	1
6	45-49	C	C: Average	0
7	40-44	P	P: Pass	0
8	0-39	F	F: Fail	16
	-	AB	AB: Absent	0



Result Analysis done by: Dr. B J Mohite

Director



File No:

Revision: 00

Date:

## Result Analysis (MCA 2018-2021 Batch) MCA-I SEM –II April/May 2019 Exam

TOPPERS SEM II			
Rank	Name of the student	Marks	Percentage
1	Ajay Kumar Tripathi	501	71.57
2	Pratik Raju Shilimkar	499	71.28
3	Snehlata Sadanand Ghongade	491	70.14

Semester wise Result SEM II		
Sr No	Details	SEM II
1	Total No of students	46
2	Pass students	21
3	Fail/ ATKT students	24
4	Absent students	1
5	Result in %	45.65%

Grade wise Result Analysis SEM II				
Sr No	Percentage	Grade	Grade Details	SEM II
1	80-100	O	O:	0
2	70-79	A+	A+: Excellent	3
3	60-69	A	A: Very Good	10
4	55-59	B+	B+: Good	8
5	50-54	B	B: Above	0
6	45-49	C	C: Average	0
7	40-44	P	P: Pass	0
8	0-39	F	F: Fail	24
	-	AB	AB: Absent	1



f

Result Analysis done by: Dr. B J Mohite

*BJ Mohite*

*Pratik*  
 Director



## Result Analysis (MCA 2018-2021 Batch)

### MCA-I SEM –III Oct/Nov 2019 Exam

TOPPERS SEM III			
Rank	Name of the student	Marks	Percentage
1	Ajay Kumar Tripathi	498	71.14
2	Snehlata Sadanand Ghongade	480	68.57
3	Pratik Raju Shilimkar	471	67.28

Semester wise Result SEM III		
Sr No	Details	SEM III
1	Total No of students	46
2	Pass students	25
3	Fail/ ATKT students	19
4	Absent students	2
5	Result in %	54.35%

Grade wise Result Analysis SEM III				
Sr No	Percentage	Grade	Grade Details	SEM III
1	80-100	O	O:	0
2	70-79	A+	A+: Excellent	1
3	60-69	A	A: Very Good	11
4	55-59	B+	B+: Good	11
5	50-54	B	B: Above	2
6	45-49	C	C: Average	0
7	40-44	P	P: Pass	0
8	0-39	F	F: Fail	19
	-	AB	AB: Absent	2



Result Analysis done by: Dr. B J Mohite

*BJ Mohite*

*Paul*  
Director



**Result Analysis (MCA 2018-2021 Batch)**  
**MCA-I SEM –IV April/May 2020 Exam**

TOPPERS SEM IV			
Rank	Name of the student	Marks	Percentage
1	Ajay Kumar Tripathi	513	73.29
2	Snehlata Sadanand Ghongade	489	69.86
3	Pratik Raju Shilimkar	474	67.71

Semester wise Result SEM IV		
Sr No	Details	SEM IV
1	Total No of students	46
2	Pass students	44
3	Fail/ ATKT students	1
4	Absent students	1
5	Result in %	95.65

Grade wise Result Analysis SEM IV				
Sr No	Percentage	Grade	Grade Details	SEM IV
1	80-100	O	O:	0
2	70-79	A+	A+: Excellent	2
3	60-69	A	A: Very  Good	22
4	55-59	B+	B+: Good	7
5	50-54	B	B: Above	7
6	45-49	C	C: Average	3
7	40-44	P	P: Pass	3
8	0-39	F	F: Fail	1
	-	AB	AB: Absent	1



f Result Analysis done by: Dr. B J Mohite

*Dr. B J Mohite*

*Paul*  
Director





## Result Analysis (MCA 2018-2021 Batch)

### MCA-I SEM – V Oct/Nov 2020 Exam

TOPPERS SEM V			
Rank	Name of the student	Marks	Percentage
1	GHONGADE SNEHLATA SADANAND	659	94.14%
2	JORI PRATIKSHA RAJENDRA	655	93.57%
3	KULKARNI PIYUSHA UMESH	636	90.86%

Semester wise Result SEM IV		
Sr No	Details	SEM V
1	Total No of students	44
2	Pass students	33
3	Fail/ ATKT students	10
4	Absent students	1
5	Result in %	75.00

Grade wise Result Analysis SEM V				
Sr No	Percentage	Grade	Grade Details	SEM V
1	80-100	O	O:	19
2	70-79	A+	A+: Excellent	12
3	60-69	A	A: Very  Good	4
4	55-59	B+	B+: Good	3
5	50-54	B	B: Above	1
6	45-49	C	C: Average	2
7	40-44	P	P: Pass	1
8	0-39	F	F: Fail	1
	-	AB	AB: Absent	1



f

Result Analysis done by: Dr. B J Mohite

*BJ Mohite*

*Prud*

Director



## Result Analysis (MCA 2018-2021 Batch)

### MCA-I SEM –VI April/May 2021 Exam

TOPPERS SEM VI			
Rank	Name of the student	Marks	Percentage
1	SHIVAM VIKAS PARAMANE	476	95.20%
2	JORI PRATIKSHA RAJENDRA	469	93.80%
3	SONAR PALLAVI UTTAM	469	93.80%

Semester wise Result SEM VI		
Sr No	Details	SEM VI
1	Total No of students	44
2	Pass students	43
3	Fail/ ATKT students	1
4	Absent students	0
5	Result in %	97.73%

Grade wise Result Analysis SEM VI				
Sr No	Percentage	Grade	Grade Details	SEM VI
1	80-100	O	O:	23
2	70-79	A+	A+: Excellent	14
3	60-69	A	A: Very  Good	4
4	55-59	B+	B+: Good	2
5	50-54	B	B: Above	0
6	45-49	C	C: Average	0
7	40-44	P	P: Pass	0
8	0-39	F	F: Fail	1
	-	AB	AB: Absent	0



f Result Analysis done by: Dr. B J Mohite

*Handwritten signature*

*Handwritten signature*  
 Director



## Result Analysis (MBA 2019-2021 Batch)

### Summary-I: Semester wise result

No	Details	Sem-I	Sem-II	Sem-III	Sem-IV
1	Total Number of students	108	98	94	94
2	Pass student	64	97	92	88
3	Fail/ATKT	38	0	2	6
4	Absent	6	1	0	0
5	Result in %ge	59.26%	98.98%	97.87%	94.62%

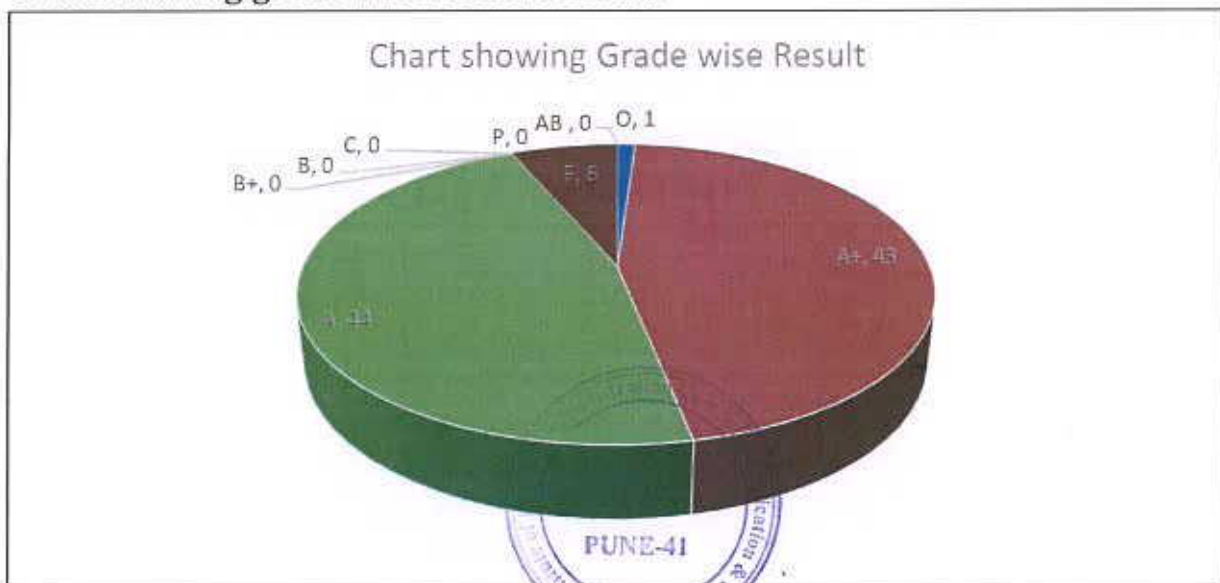
### Summary-II: Grade wise result analysis

No.	Percentage	Grades	Grade Details	Sem-I	Sem-II	Sem-III	Sem-IV	Total
1	80-100	O	Outstanding	0	32	34	35	1
2	70-79	A+	Excellent	0	56	43	42	43
3	60-69	A	Very Good	16	9	14	11	44
4	55-59	B+	Good	23	0	0	0	0
5	50-54	B	Above Average	25	0	1	0	0
6	45-49	C	Average	24	0	0	0	0
7	40-44	P	Pass	7	0	0	0	0
8	0-39	F	Fail	7	0	2	6	6
9	Ab	AB	Absent	6	1	0	0	0

### Batch Rankers

Rank	Student Name	Per
1	Maral Sayali Rajendra	80.22%
2	Sharma Sakshi Manmohan	79.41%
3	Kulkarni Aditya Anil	79.19%

### Chart showing grade wise student details





## Result Analysis (MBA 2019-2021 Batch) MBA-I SEM –I Nov/Dec 2019 Exam

TOPPERS SEM I			
Rank	Name of the student	Marks	Percentage
1	MaralSayaliRajendra	636	70.67%
2	Patil Vishal Arjun	617	68.56%
3	TamhaneRasikaVinayak	600	66.67%

Semester wise Result SEM I		
Sr No	Details	SEM I
1	Total No of students	108
2	Pass students	64
3	Fail/ ATKT students	38
4	Absent students	6
5	Result in %	59.26%

Grade wise Result Analysis SEM I				
Sr No	Percentage	Grade	Grade Details	SEM I
1	80-100	O	O:	0
2	70-79	A+	A+: Excellent	1
3	60-69	A	A: Very  Good	25
4	55-59	B+	B+: Good	27
5	50-54	B	B: Above	26
6	45-49	C	C: Average	14
7	40-44	P	P: Pass	3
8	0-39	F	F: Fail	6
	-	AB	AB: Absent	6



Result Analysis done by: Dr. B. J. Mohite

*B. J. Mohite*

*B. J. Mohite*  
 Director



## Result Analysis (MBA 2019-2021 Batch) MBA-I SEM –II April/May 2020 Exam

TOPPERS SEM II			
Rank	Name of the student	Marks	Percentage
1	Sharma Sakshi Manmohan	782	86.89%
2	Waghmare Reshma Harshchandra	774	86.00%
3	Maral Sayali Rajendra	769	85.44%
3	Kulkarni Ashwini Sudhir	769	85.44%

Semester wise Result SEM II		
Sr No	Details	SEM II
1	Total No of students	98
2	Pass students	97
3	Fail/ ATKT students	0
4	Absent students	1
5	Result in %	98.98%

Grade wise Result Analysis SEM II				
Sr No	Percentage	Grade	Grade Details	SEM II
1	80-100	O	O:	32
2	70-79	A+	A+: Excellent	56
3	60-69	A	A: Very Good	9
4	55-59	B+	B+: Good	0
5	50-54	B	B: Above	0
6	45-49	C	C: Average	0
7	40-44	P	P: Pass	0
8	0-39	F	F: Fail	0
	-	AB	AB: Absent	1

Result Analysis done by: Dr. B. J. Mohite



*B. J. Mohite*  
 Director



File No:

Revision: 00

Date:

## Result Analysis (MBA 2019-2021 Batch)

### MBA-I SEM – IIINov/Dec 2020 Exam

TOPPERS SEM III			
Rank	Name of the student	Marks	Percentage
1	Kulkarni Aditya Anil	832	97.88%
2	Sharma Sakshi Manmohan	805	94.71%
3	PawarMinal Sunil	804	94.59%

Semester wise Result SEM III		
Sr No	Details	SEM III
1	Total No of students	94
2	Pass students	92
3	Fail/ ATKT students	2
4	Absent students	0
5	Result in %	97.87%

Grade wise Result Analysis SEM III				
Sr No	Percentage	Grade	Grade Details	SEM III
1	80-100	O	O:	34
2	70-79	A+	A+: Excellent	43
3	60-69	A	A: Very Good	14
4	55-59	B+	B+: Good	0
5	50-54	B	B: Above	1
6	45-49	C	C: Average	0
7	40-44	P	P: Pass	0
8	0-39	F	F: Fail	2
	-	AB	AB: Absent	0



Result Analysis done by: Dr. B. J. Mohite

*B. J. Mohite*  
Director



## Result Analysis (MBA 2019-2021 Batch) MBA-I SEM –IV April/May 2021 Exam

TOPPERS SEM IV			
Rank	Name of the student	Marks	Percentage
1	Kulkarni Aditya Anil	611	90.52%
2	Sharma Sakshi Manmohan	607	89.93%
3	PawarMinal Sunil	606	89.78%

Semester wise Result SEM IV		
Sr No	Details	SEM IV
1	Total No of students	94
2	Pass students	88
3	Fail/ ATKT students	6
4	Absent students	0
5	Result in %	93.62%

Grade wise Result Analysis SEM IV				
Sr No	Percentage	Grade	Grade Details	SEM IV
1	80-100	O	O:	35
2	70-79	A+	A+: Excellent	42
3	60-69	A	A: Very Good	11
4	55-59	B+	B+: Good	0
5	50-54	B	B: Above	0
6	45-49	C	C: Average	0
7	40-44	P	P: Pass	0
8	0-39	F	F: Fail	6
	-	AB	AB: Absent	0



Result Analysis done by: Dr. B. J. Mohite

Director

## Result Analysis (MCA 2017-2020 Batch)

### Summary-I: Semester wise result

No	Details	Sem-I	Sem-II	Sem-III	Sem-IV	Sem-V	Sem VI
1	Total Number of students	44	39	31	29	30	30
2	Pass student	19	18	13	18	22	30
3	Fail/ATKT	20	16	15	9	8	0
4	Absent	5	5	3	2	0	0
5	Result in %ge	48.71	52.94	46.42	62.06	73.33	100.00

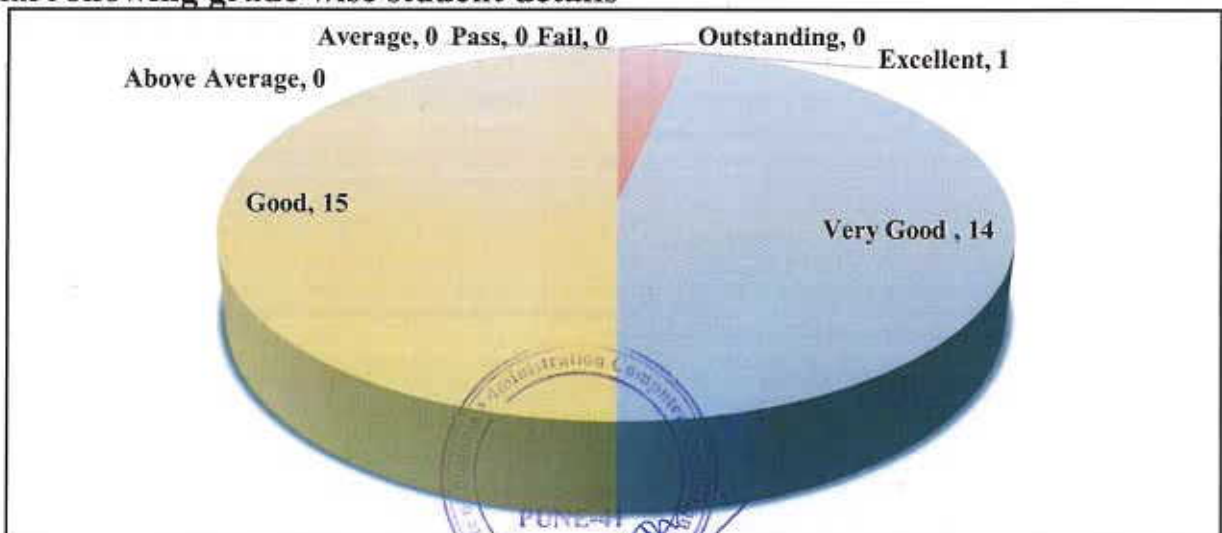
### Summary-II: Grade wise result analysis

No.	Percentage	Grades	Grade Details	Sem-I	Sem-II	Sem-III	Sem-IV	Sem-V	Sem VI	Total
1	80-100	O	Outstanding	0	0	0	0	0	30	0
2	70-79	A+	Excellent	1	5	0	2	3	0	1
3	60-69	A	Very Good	2	9	9	13	15	0	14
4	55-59	B+	Good	5	3	2	2	1	0	15
5	50-54	B	Above Average	4	1	2	1	3	0	0
6	45-49	C	Average	3	0	0	0	0	0	0
7	40-44	P	Pass	4	0	0	0	0	0	0
8	0-39	F	Fail	20	16	15	9	8	0	0
9	Ab	AB	Absent	5	5	3	2	0	0	0

### Batch Rankers

Rank	Student Name	Per
1	Tripathi Vijay Kumar	77.73
2	Zendekar Bhavesh Ramakant	72.78
3	Bole Suraj Prakash	70.30

### Chart showing grade wise student details







Zeal Education Society's

**Zeal Institute of Business Administration, Computer Application & Research (ZIBACAR)**

Sr. No. 39, Narhe, Pune -411041, Phone No.:67206031, Website: www.zibacar.in

(Approved by A.I.C.T.E., Recognized by DTE (Govt. of Maharashtra), Permanently Affiliated to Savitribai Phule Pune University and Accredited by NAAC)

PUN Code: IMM013170

DTE Code: 6152

AISHE Code: C-41828

## Result Analysis (MCA 2017-2020 Batch)

### MCA-I SEM –I Nov/Dec 2017 Exam

#### Semester wise result

No	Details	Sem-I
1	Total Number of students	44
2	Pass student	19
3	Fail/ATKT	20
4	Absent	5
5	Result in %ge	48.71

#### Grade wise result analysis

No.	Percentage	Grades	Grade Details	Sem-I
1	80-100	O	Outstanding	0
2	70-79	A+	Excellent	1
3	60-69	A	Very Good	2
4	55-59	B+	Good	5
5	50-54	B	Above Average	4
6	45-49	C	Average	3
7	40-44	P	Pass	4
8	0-39	F	Fail	20
9	Ab	AB	Absent	5

#### Rankers

Rank	Student Name	Per
1	VIJAY KUMAR TRIPATHI	76.71
2	SURAJ PRAKASH BOLE	68.43
3	BARSODE RUTUJA DEEPAK	67.71

#### Course wise result

No	Details	IT11 FOC	IT12 C & DS	IT 13 SE	IT14 DBMS	BM11 PPMOB	BM12 BPD	IT12 L C & DS Lab	IT14L DBMS Lab	SS11 Word Power	191 HR1	192 CS
1	Total Number of students	44	44	44	44	44	44	44	44	44	44	44
2	Pass student	33	21	32	32	34	44	44	44	44	44	44
3	Fail/ATKT	11	23	12	12	10	0	0	0	0	0	0
4	Absent/Form not filled	5	5	5	5	5	1	1	1	1	0	0
5	Result in %ge	75.00	47.73	72.73	72.73	77.27	100.00	100.00	100.00	100.00	100.00	100.00

Result Analysis done by



Director



Zeal Education Society's

**Zeal Institute of Business Administration, Computer Application & Research (ZIBACAR)**

Sr. No. 39, Narhe, Pune -411041, Phone No.:67206031, Website: www.zibacar.in

(Approved by A.I.C.T.E., Recognized by DTE (Govt. of Maharashtra), Permanently Affiliated to Savitribai Phule Pune University and Accredited by NAAC)

PUN Code: IMM013170

DTE Code: 6152

AISHE Code: C-41828

## Result Analysis (MCA 2017-2020 Batch)

### MCA-I SEM -II Apr/May 2018 Exam

#### Semester wise result

No	Details	Sem-II
1	Total Number of students	39
2	Pass student	18
3	Fail/ATKT	16
4	Absent	5
5	Result in %ge	52.94

#### Grade wise result analysis

No.	Percentage	Grades	Grade Details	Sem-II
1	80-100	O	Outstanding	0
2	70-79	A+	Excellent	5
3	60-69	A	Very Good	9
4	55-59	B+	Good	3
5	50-54	B	Above Average	1
6	45-49	C	Average	0
7	40-44	P	Pass	0
8	0-39	F	Fail	16
9	Ab	AB	Absent	5

#### Rankers

Rank	Student Name	Per
1	Tripa Tri Vijay Kumar	78.71
2	Bole Suraj Prakash	72.29
3	Parab Alka Babu	71.71

#### Course wise result

No	Details	IT21 OS	IT22 WT	IT 23 CJava	IT 24 EON	DM 21 DM	BM21 EOM	IT21L WT Proj	IT22L CJava Lab	SS11 Oral Comm	291 HR	292 CS
1	Total Number of students	34	34	34	34	34	34	34	34	34	34	34
2	Pass student	26	18	22	25	23	34	34	34	34	34	26
3	Fail/ATKT	3	11	7	5	5	0	0	0	0	0	8
4	Absent/Form not filled	5	5	5	4	6	0	0	0	0	0	0
5	Result in %ge	76.47	52.94	64.71	73.53	67.65	100.00	100.00	100.00	100.00	100.00	76.47

Result Analysis done by

*K. Samal*



Director

*[Signature]*



Zeal Education Society's

**Zeal Institute of Business Administration, Computer Application & Research (ZIBACAR)**

Sr. No. 39, Narhe, Pune -411041, Phone No.:67206031, Website: www.zibacar.in

(Approved by A.I.C.T.E., Recognized by DTE (Govt. of Maharashtra), Permanently Affiliated to Savitribai Phule Pune University and Accredited by NAAC)

PUN Code: IMMP013170

DTE Code: 6152

AISHE Code: C-41828

## Result Analysis (MCA 2017-2020 Batch)

### MCA-II SEM –III Nov/Dec 2018 Exam

#### Semester wise result

No	Details	Sem-III
1	Total Number of students	31
2	Pass student	13
3	Fail/ATKT	15
4	Absent	3
5	Result in %ge	46.42

#### Grade wise result analysis

No.	Percentage	Grades	Grade Details	Sem-III
1	80-100	O	Outstanding	0
2	70-79	A+	Excellent	0
3	60-69	A	Very Good	9
4	55-59	B+	Good	2
5	50-54	B	Above Average	2
6	45-49	C	Average	0
7	40-44	P	Pass	0
8	0-39	F	Fail	15
9	Ab	AB	Absent	3

#### Rankers

Rank	Student Name	Per
1	Tripathi Vijay Kumar	68.14
2	Zendekar Bhavesh Ramakant	67.00
3	Parab Alka Baḡ u	64.43

#### Course wise result

No	Details	MTC31 Probability & Combinatorics	ITC 31 Multimedia tools for Presentation	SSC 31 Soft Skill	T1-IT 31 Advance DS using C++	T1- IT 32 Design & Analysis of Alngo.	T1 IT 33 OOAD	T1 IT 34 Advanced Iernet Tech.	IT 34 L DS& C++ Lab	IT 34 L Mini Pro. ect	393 Information Security	Skill Development -I
1	Total Number of students	31	31	31	31	31	31	31	31	31	31	31
2	Pass student	21	31	31	20	14	25	27	31	31	31	31
3	Fail/ATKT	7	0	0	9	15	5	3	0	0	0	0
4	Absent/Form not filled	3	0	0	2	2	1	1	0	0	0	0
5	Result in %ge	67.74	100.00	100.00	64.52	45.16	80.65	87.10	100.00	100.00	100.00	100.00

Result Analysis done by *K Samal*



*P. B. Bhat*  
Director



Zeal Education Society's

**Zeal Institute of Business Administration, Computer Application & Research (ZIBACAR)**

Sr. No. 39, Narhe, Pune -411041, Phone No.:67206031, Website: www.zibacar.in

(Approved by A.I.C.T.E., Recognized by DTE (Govt. of Maharashtra), Permanently Affiliated to Savitribai Phule Pune University and Accredited by NAAC)

PUN Code: IMMP013170

DTE Code: 6152

AISHE Code: C-41828

## Result Analysis (MCA 2017-2020 Batch)

### MCA-II SEM –IV Apr/May 2019 Exam

#### Semester wise result

No	Details	Sem-IV
1	Total Number of students	29
2	Pass student	18
3	Fail/ATKT	9
4	Absent	2
5	Result in %ge	62.06

#### Grade wise result analysis


No.	Percentage	Grades	Grade Details	Sem-IV
1	80-100	O	Outstanding	0
2	70-79	A+	Excellent	2
3	60-69	A	Very Good	13
4	55-59	B+	Good	2
5	50-54	B	Above Average	1
6	45-49	C	Average	0
7	40-44	P	Pass	0
8	0-39	F	Fail	9
9	Ab	AB	Absent	2

#### Rankers

Rank	Student Name	Per
1	Tripathi Vijay Kumar	74.4
2	Zendekar Bhavesh Ramakant	72.3
3	Bhoite Pramod Sanjivkumar	68.3

#### Course wise result

No	Details	ITC 41 Optimization Techniques	ITC 42 RM & Statistical Tools*	SSC41 Soft Skills -Interview	T1-IT 41 Advanced Java	T1- IT 42 Python programming	T1 IT 43 Advance DBMS	T1 IT 44 Cloud Computing	IT 41 L Adv. Java Lab	IT 42 L Python Programming Lab	493 Information Security	Skill Development -II
1	Total Number of students	29	29	29	29	29	29	29	29	29	29	29
2	Pass student	20	29	29	27	28	28	26	29	29	29	29
3	Fail/ATKT	7	0	0	1	0	0	2	0	0	0	0
4	Absent/Form not filled	2	0	0	1	1	1	1	0	0	0	0
5	Result in %ge	68.97	100.00	100.00	93.10	96.55	96.55	89.66	100.00	100.00	100.00	100.00

Result Analysis done by 



  
Director



Zeal Education Society's

**Zeal Institute of Business Administration, Computer Application & Research (ZIBACAR)**

Sr. No. 39, Narhe, Pune -411041, Phone No.:67206031, Website: www.zibacar.in

(Approved by A.I.C.T.E., Recognized by DTE (Govt. of Maharashtra), Permanently Affiliated to Savitribai Phule Pune University and Accredited by NAAC)

PUN Code: IMMP013170

DTE Code: 6152

AISHE Code: C-41828

## Result Analysis (MCA 2017-2020 Batch) MCA-III SEM –V Nov/Dec 2019 Exam

### Semester wise result

No	Details	Sem-V
1	Total Number of students	30
2	Pass student	22
3	Fail/ATKT	8
4	Absent	0
5	Result in %ge	73.33

### Grade wise result analysis

No.	Percentage	Grades	Grade Details	Sem-V
1	80-100	O	Outstanding	0
2	70-79	A+	Excellent	3
3	60-69	A	Very Good	15
4	55-59	B+	Good	1
5	50-54	B	Above Average	3
6	45-49	C	Average	0
7	40-44	P	Pass	0
8	0-39	F	Fail	8
9	Ab	AB	Absent	0

### Rankers

Rank	Student Name	Per
1	Tripathi Vijay Kumar	75.43
2	Zandekar Bhavesh Ramakant	72.14
3	Chavan Yogesh Nandakumar	70.57

### Course wise result

No	Details	IT 51 SPM	522 ITC51P project	523 SSC51 soft skill	524AT1-IT51 ASP	525AT1-IT52 SOA	526AT1-IT53 BDA	527AT1-IT54 MAD	528AT1-IT51L	529AT1-IT54L
1	Total Number of students	30	30	30	30	30	30	30	30	30
2	Pass student	25	30	29	29	29	28	30	30	30
3	Fail/ATKT	5	0	1	1	1	2	0	0	0
4	Absent/Form not filled	0	0	0	0	0	0	0	0	0
5	Result in %ge	83.33	100	96.67	96.67	96.67	93.33	100	100	100

Result Analysis done by



Director



Zeal Education Society's

**Zeal Institute of Business Administration, Computer Application & Research (ZIBACAR)**

Sr. No. 39, Narhe, Pune -411041, Phone No.:67206031, Website: www.zibacar.in

(Approved by A.I.C.T.E., Recognized by DTE (Govt. of Maharashtra), Permanently Affiliated to Savitribai Phule

Pune University and Accredited by NAAC)

PUN Code: IMM013170

DTE Code: 6152

AISHE Code: C-41828

## Result Analysis (MCA 2017-2020 Batch) MCA-III SEM –VI April/May 2020 Exam

### Semester wise result

No	Details	Sem-VI
1	Total Number of students	30
2	Pass student	30
3	Fail/ATKT	0
4	Absent	0
5	Result in %ge	100.00

### Grade wise result analysis

No.	Percentage	Grades	Grade Details	Sem-VI
1	80-100	O	Outstanding	30
2	70-79	A+	Excellent	0
3	60-69	A	Very Good	0
4	55-59	B+	Good	0
5	50-54	B	Above Average	0
6	45-49	C	Average	0
7	40-44	P	Pass	0
8	0-39	F	Fail	0
9	Ab	AB	Absent	0

### Rankers

Rank	Student Name	Per
1	Jakhale Manojkumar Dattatray	94.4
2	Chougule Varsha Shital	94.2
3	Tripathi Vijay Kumar	94.0
3	Zencekar Bhavesh Ramakant	94.0

### Course wise result

No	Details	IT C 61 Open Subject	IT C 61 Open Subject Lab	IT C 61 P Major Project
1	Total Number of students	30	30	30
2	Pass student	30	30	30
3	Fail/ATKT	0	0	0
4	Absent/Form not filled	0	0	0
5	Result in %ge	100	100	100

Result Analysis done by

*K. Kamal*



*[Signature]*  
Director

## Result Analysis (MBA 2018-2020 Batch)

No.	Details	Sem-I	Sem-II	Sem-III	Sem-IV
1	Total Number of students	120	107	104	99
2	Pass Students	102	98	93	96
3	Fail/ATKT	10	06	02	01
4	Absent	08	03	07	02
5	Result in %	91.1	94.23	95.04	98.96

### Summary-I Semester wise result

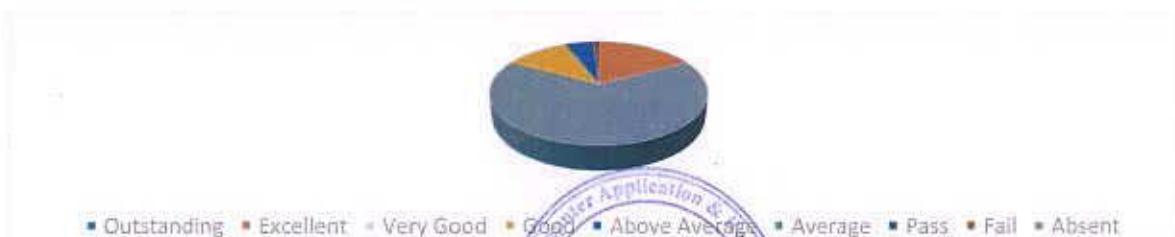
### Summary-II: Grade wise Result Analysis

No.	Percentage	Grades	Grade Details	Sem-I	Sem-II	Sem-III	Sem-IV	Total
1	Outstanding	O	Outstanding	0	0	19	6	0
2	Excellent	A+	Excellent	1	24	62	52	17
3	Very Good	A+	Very Good	28	57	12	39	65
4	Good	B+	Good	37	17	4	2	11
5	Above Average	B+	Above Average	19	6	1	0	5
6	Average	C	Average	16	3	1	0	0
7	Pass	P	Pass	11	0	3	0	0
8	Fail	F	Fail	8	-	2	1	1
9	Absent	AB	Absent	8	3	19	0	-

### Batch Rankers

Rank	Student Name	Per
1	Samal Akash Ganesh	82.48
2	Pravin Rajendra Mahendrakar	81.93
3	Bangar Satish Sheshrao	81.24

### Chart Showing grade wise student details:



Result Analysis Done by

*K. Samal*



*Pravin*  
Director

## Result Analysis (MCA 2016-2019 Batch)

### Summary-I: Semester wise result

No	Details	Sem-I	Sem-II	Sem-III	Sem-IV	Sem-V	Sem VI
1	Total Number of students	35	36	32	33	30	30
2	Pass student	11	13	7	12	13	30
3	Fail/ATKT	24	23	25	21	17	0
4	Absent	4	0	4	2	0	0
5	Result in %age	35.48	36.11	33.33	38.71	43.33	100

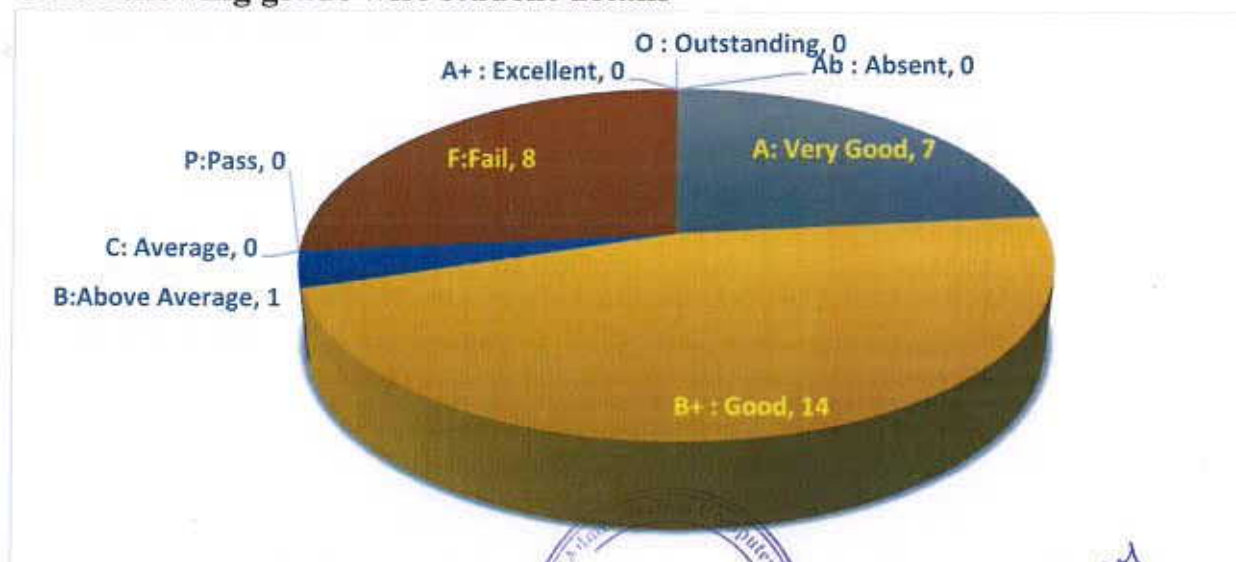
### Summary-II: Grade wise result analysis

No.	Percentage	Grades	Grade Details	Sem-I	Sem-II	Sem-III	Sem-IV	Sem-V	Sem VI	Total
1	80-100	O	Outstanding	0	0	0	0	0	20	0
2	70-79	A+	Excellent	0	1	0	3	1	6	0
3	60-69	A	Very Good	11	8	6	7	6	4	7
4	55-59	B+	Good	0	4	1	2	3	0	14
5	50-54	B	Above Average	0	0	0	0	3	0	1
6	45-49	C	Average	0	0	0	0	0	0	0
7	40-44	P	Pass	0	0	0	0	0	0	0
8	0-39	F	Fail	24	23	25	21	17	0	8
9	Ab	AB	Absent	4	0	4	2	0	0	0

### Batch Rankers

Rank	Student Name	Per
1	Gaikwad Snehal Dayanand	71.88
2	G Uma Selvi	70.85
3	Naik Durvas Bhikaji	70.33

### Chart showing grade wise student details



Result Analysis done by



Director





Zeal Education Society's

**Zeal Institute of Business Administration, Computer Application & Research (ZIBACAR)**

Sr. No. 39, Narhe, Pune -411041, Phone No.:67206031, Website: www.zibacar.in

(Approved by A.I.C.T.E., Recognized by DTE (Govt. of Maharashtra), Permanently Affiliated to Savitribai Phule Pune University and Accredited by NAAC)

PUN Code: IMMP013170

DTE Code: 6152

AISHE Code: C-41828

## Result Analysis (MCA 2016-2019 Batch) MCA-I SEM –I Nov/Dec 2016 Exam

### Semester wise result

No	Details	Sem-I
1	Total Number of students	35
2	Pass student	11
3	Fail/ATKT	24
4	Absent	4
5	Result in %ge	35.48

### Grade wise result analysis

No.	Percentage	Grades	Grade Details	Sem-I
1	80-100	O	Outstanding	0
2	70-79	A+	Excellent	0
3	60-69	A	Very Good	11
4	55-59	B+	Good	0
5	50-54	B	Above Average	0
6	45-49	C	Average	0
7	40-44	P	Pass	0
8	0-39	F	Fail	24
9	Ab	AB	Absent	4

### Rankers

Rank	Student Name	Per
1	G UMA SELVI 2031601165	65.71
2	MULLA SAMEENA ABDULRAZZAK	65.00
3	PALAV AMIT PRAKASH	63.29

### Course wise result

No	Details	IT11 FOC	IT12 C & DS	IT 13 SE	IT14 DBMS	BM11 PPMOB	BM12 BPD	IT12 L C & DS Lab	IT 4L DBMS Lab	SS11 Word Power	191 HRI	192 CS
1	Total Number of students	35	35	35	35	35	35	35	35	35	35	35
2	Pass student	30	23	21	17	29	35	35	35	35	35	35
3	Fail/ATKT	5	12	14	18	6	0	0	0	0	0	0
4	Absent/Form not filled	4	2	1	1	2	0	0	0	0	0	0
5	Result in %ge	96.77	69.7	61.76	50	87.88	100	100	100	100	100	100

Result Analysis done by

*K. Kamal*



*[Signature]*  
Director



Zeal Education Society's

**Zeal Institute of Business Administration, Computer Application & Research (ZIBACAR)**

Sr. No. 39, Narhe, Pune -411041, Phone No.:67206031, Website: www.zibacar.in

(Approved by A.I.C.T.E., Recognized by DTE (Govt. of Maharashtra), Permanently Affiliated to Savitribai Phule Pune University and Accredited by NAAC)

PUN Code: IMMP013170

DTE Code: 6152

AISHE Code: C-41828

## Result Analysis (MCA 2016-2019 Batch) MCA-I SEM –II Apr/May 2017 Exam

### Semester wise result

No	Details	Sem-II
1	Total Number of students	36
2	Pass student	13
3	Fail/ATKT	23
4	Absent	0
5	Result in %ge	36.11

### Grade wise result analysis

No.	Percentage	Grades	Grade Details	Sem-II
1	80-100	O	Outstanding	0
2	70-79	A+	Excellent	1
3	60-69	A	Very Good	8
4	55-59	B+	Good	4
5	50-54	B	Above Average	0
6	45-49	C	Average	0
7	40-44	P	Pass	0
8	0-39	F	Fail	23
9	Ab	AB	Absent	0

### Rankers

Rank	Student Name	Per
1	SHAIKH SEHARBANU KALIM	70.86
2	SNEHAL DAYANAND GAIKWAD	69.14
3	SATAM MAYURI GANPATRAO	67.57

### Course wise result

No	Details	IT21 OS	IT22 WT	IT 23 CJava	IT 24 EON	DM 21 DM	BM21 EOM	IT21L WT Pro	IT22L CJava Lab	SS11 Oral Comm	291 HR	292 CS
1	Total Number of students	36	36	36	36	36	36	36	36	36	36	36
2	Pass student	22	28	23	30	21	36	36	36	36	36	36
3	Fail/ATKT	14	8	13	6	15	0	0	0	0	0	0
4	Absent/Form not filled	0	0	0	0	0	0	0	0	0	0	0
5	Result in %ge	61.11	77.78	63.89	83.33	58.33	100.00	100.00	100.00	100.00	100.00	100.00

Result Analysis done by



Director



Zeal Education Society's

**Zeal Institute of Business Administration, Computer Application & Research (ZIBACAR)**

Sr. No. 39, Narhe, Pune -411041, Phone No.:67206031, Website: www.zibacar.in

(Approved by A.I.C.T.E., Recognized by DTE (Govt. of Maharashtra), Permanently Affiliated to Savitribai Phule Pune University and Accredited by NAAC)

PUN Code: IMMP013170

DTE Code: 6152

AISHE Code: C-41828

## Result Analysis (MCA 2016-2019 Batch)

### MCA-II SEM –III Nov/Dec 2017 Exam

#### Semester wise result

No	Details	Sem-III
1	Total Number of students	32
2	Pass student	7
3	Fail/ATKT	25
4	Absent	4
5	Result in %ge	33.33

#### Grade wise result analysis

No.	Percentage	Grades	Grade Details	T1	T3
1	80-100	O	Outstanding	0	0
2	70-79	A+	Excellent	0	0
3	60-69	A	Very Good	6	6
4	55-59	B+	Good	1	1
5	50-54	B	Above Average	0	0
6	45-49	C	Average	0	0
7	40-44	P	Pass	0	0
8	0-39	F	Fail	25	23
9	Ab	AB	Absent	4	4

#### Rankers

Rank	Student Name	Per
1	SHAIKH SEHARBANU KALIM	67.57
2	SATAM MAYURI GANPATRAO	64.57
3	MULLA SAMEENA ABDULRAZZAK	64.43

#### Course wise result (Track -1)

No	Details	MTC31 Probability & Combinatorics	ITC 31 Multimedia tools for Presentation	SSC 31 Soft Skill	T1-IT 31 Advance DS using C++	T1-IT 32 Design & Analysis of Anlge.	T1 IT 33 OOAD	T1 IT 34 Advanced Iernet Tech.	IT 31 L DS& C++ Lab	IT 34 L Mini Project	393 Information Security	Skill Development -I
1	Total Number of students	30	30	30	30	30	30	30	30	30	30	30
2	Pass student	8	30	30	22	20	21	24	30	22	0	30
3	Fail/ATKT	22	0	0	8	10	9	6	0	8	30	0
4	Absent/Form not filled	4	0	0	0	0	0	0	0	0	0	0
5	Result in %ge	30.77	100	100	73.33	66.67	70	80	100	73.33	0	100

#### Course wise result (Track-3)

No	Details	MTC31 Probability & Combinatorics	ITC 31 Multimedia tools for Presentation	SSC 31 Soft Skill	T3-IT 31 ERP	T3-IT 32 DC&CN	T3 IT 33 DW&DM	T3 IT 34 ISA	IT 31 L DC CN Lab	IT 31 L BI Tools	393 Information Security	Skill Development -I
1	Total Number of students	2	2	2	2	2	2	2	2	2	2	2
2	Pass student	1	2	2	2	0	2	2	2	2	2	2
3	Fail/ATKT	1	0	0	0	2	0	0	0	0	0	0
4	Absent/Form not filled	0	0	0	0	0	0	0	0	0	0	0
5	Result in %ge	50	100	100	100	0	100	100	100	100	100	100

Result Analysis done by

*[Signature]*



Director

*[Signature]*



Zeal Education Society's

**Zeal Institute of Business Administration, Computer Application & Research (ZIBACAR)**

Sr. No. 39, Narhe, Pune -411041, Phone No.:67206031, Website: www.zibacar.in

(Approved by A.I.C.T.E., Recognized by DTE (Govt. of Maharashtra), Permanently Affiliated to Savitribai Phule Pune University and Accredited by NAAC)

PUN Code: IMMP013170

DTE Code: 6152

AISHE Code: C-41828

## Result Analysis (MCA 2016-2019 Batch)

### MCA-II SEM –IV Apr/May 2018 Exam

#### Semester wise result

No	Details	Sem-IV
1	Total Number of students	33
2	Pass student	12
3	Fail/ATKT	21
4	Absent	2
5	Result in %age	38.71

#### Grade wise result analysis

No.	Percentage	Grades	Grade Details	T1	T3
1	80-100	O	Outstanding	0	0
2	70-79	A+	Excellent	3	1
3	60-69	A	Very Good	7	7
4	55-59	B+	Good	2	2
5	50-54	B	Above Average	0	0
6	45-49	C	Average	0	0
7	40-44	P	Pass	0	0
8	0-39	F	Fail	21	21
9	Ab	AB	Absent	2	2

#### Rankers

Rank	Student Name	Per
1	Naik Durvas Bhikaji	73.14
2	Gaikwad Snehal Dayanand	72.86
3	G Uma Selvi	70.86

#### Course wise result (Track-I)

No	Details	ITC 41 Optimization Techniques	ITC 42 RM & Statistical Tools*	SSC41 Soft Skills - Interview	T1-IT 41 Advance d Java	T1-IT 42 Python programming	T1-IT 43 Advance DBMS	T1-IT 44 Cloud Computing	IT 41 L Adv. Java Lab	IT 42 L Python Programming Lab	493 Information Security	Skill Development - II
1	Total Number of students	31	31	31	31	31	31	31	31	31	31	31
2	Pass student	22	31	31	25	28	15	25	31	31	31	31
3	Fail/ATKT	9	0	0	6	3	16	6	0	0	0	0
4	Absent/Form not filled	2	0	0	1	1	2	1	0	0	0	0
5	Result in %age	75.86	100.00	100.00	83.33	93.33	51.72	83.33	100.00	100.00	100.00	100.00

#### Course wise result (Track-3)

No	Details	ITC 41 Optimization Techniques	ITC 42 RM & ST	SSC41 Soft Skills Interview *	T3-IT 41 EC&KM	T3-IT 42 CL & IPR	T3-IT 43 CRM & SCM	T3-IT 44 SQAC	IT 43 L MP CRM & SCM	IT 44 L SQA Lab	393 Information Security	Skill Development -II
1	Total Number of students	2	2	2	2	2	2	2	2	2	2	2
2	Pass student	2	2	2	2	2	2	2	2	2	2	2
3	Fail/ATKT	0	0	0	0	0	0	0	0	0	0	0
4	Absent/Form not filled	0	0	0	0	0	0	0	0	0	0	0
5	Result in %age	100	100	100	100	100	100	100	100	100	100	100

Result Analysis done by

*K. Kamal*



Director



Zeal Education Society's

**Zeal Institute of Business Administration, Computer Application & Research (ZIBACAR)**

Sr. No. 39, Narhe, Pune -411041, Phone No.:67206031, Website: www.zibacar.in

(Approved by A.I.C.T.E., Recognized by DTE (Govt. of Maharashtra), Permanently Affiliated to Savitribai Phule Pune University and Accredited by NAAC)

PUN Code: IMM013170

DTE Code: 6152

AISHE Code: C-41828

## Result Analysis (MCA 2016-2019 Batch)

### MCA-III SEM –V Nov/Dec 2018 Exam

#### Semester wise result

No	Details	Sem-V
1	Total Number of students	30
2	Pass student	13
3	Fail/ATKT	17
4	Absent	0
5	Result in %ge	43.33

#### Grade wise result analysis

No.	Percentage	Grades	Grade Details	T1	T3
1	80-100	O	Outstanding	0	0
2	70-79	A+	Excellent	1	0
3	60-69	A	Very Good	6	5
4	55-59	B+	Good	3	3
5	50-54	B	Above Average	3	3
6	45-49	C	Average	0	0
7	40-44	P	Pass	0	0
8	0-39	F	Fail	17	17
9	Ab	AB	Absent	0	0

#### Rankers

Rank	Student Name	Per
1	Gaikwad Snehal Dayanand	70.85
2	Shaikh Sheharbanu Kalim	68.71
3	G Uma Selvi	68.28

#### Course wise result (Track 1)

No	Details	IT 51 SPM	522 ITC51P project	523 SSC51 soft skill	524AT1-IT51 ASP	525AT1-IT52 SOA	526AT1-IT53 BDA	527AT1-IT54 MAD	528AT1-IT51L	529AT1-IT54L
1	Total Number of students	28	28	28	28	28	28	28	28	28
2	Pass student	22	28	28	21	16	25	19	28	28
3	Fail/ATKT	6	0	0	7	12	3	9	0	0
4	Absent/Form not filled	0	0	0	0	0	0	0	0	0
5	Result in %ge	78.57	100.00	100.00	75.00	57.14	89.29	67.86	100.00	100.00

#### Course wise result (Track 3)

No	Details	IT 51 SPM	522 ITC51P project	523 SSC51 soft skill	S/w Testing & Tools	Entrepreneurship Development	DSS	Business Architecture	CASE Tools Lab	Activities based on ED
1	Total Number of students	2	2	2	2	2	2	2	2	2
2	Pass student	2	2	2	2	2	2	2	2	2
3	Fail/ATKT	0	0	0	0	0	0	0	0	0
4	Absent/Form not filled	0	0	0	0	0	0	0	0	0
5	Result in %ge	100.00	100.00	100.00	100.00	100.00	100.00	100.00	100.00	100.00

Result Analysis done by

*[Signature]*



*[Signature]*  
Director



Zeal Education Society's

**Zeal Institute of Business Administration, Computer Application & Research (ZIBACAR)**

Sr. No. 39, Narhe, Pune -411041, Phone No.:67206031, Website: www.zibacar.in

(Approved by A.I.C.T.E., Recognized by DTE (Govt. of Maharashtra), Permanent Affiliated to Savitribai Phule

Pune University and Accredited by NAAC)

PUN Code: IMMP013170

DTE Code: 6152

AISHE Code: C-41828

## Result Analysis (MCA 2016-2019 Batch)

### MCA-III SEM –VI April/May 2019 Exam

#### Semester wise result

No	Details	Sem-VI
1	Total Number of students	30
2	Pass student	30
3	Fail/ATKT	0
4	Absent	0
5	Result in %ge	100

#### Grade wise result analysis

No.	Percentage	Grades	Grade Details		T1	T2
1	80-100	O	Outstanding	20	18	2
2	70-79	A+	Excellent	6	6	0
3	60-69	A	Very Good	4	4	0
4	55-59	B+	Good	0	0	0
5	50-54	B	Above Average	0	0	0
6	45-49	C	Average	0	0	0
7	40-44	P	Pass	0	0	0
8	0-39	F	Fail	0	0	0
9	Ab	AB	Absent	0	0	0

#### Rankers

Rank	Student Name	Per
1	Gaikwad Snehal Dayanand	97.00
1	G Uma Selvi	97.00
2	Palav Amit Prakash	95.00
3	Patkar Gitesh Dattaram	91.00

#### Course wise result

No	Details	IT C 61 Open Subject	IT C 61 Open Subject Lab	IT C 61 P Major Project
1	Total Number of students	30	30	30
2	Pass student	30	30	30
3	Fail/ATKT	0	0	0
4	Absent/Form not filled	0	0	0
5	Result in %ge	100	100	100

Result Analysis done by



Director

## Result Analysis (MBA 2017-2019 Batch)

No.	Details	Sem-I	Sem-II	Sem-III	Sem-IV
1	Total Number of students	107	91	81	80
2	Pass Students	101	80	59	59
3	Fail/ATKT	0	5	22	21
4	Absent	6	6	0	0
5	Result in %	94.4	94	72.84	73.75

### Summary-I Semester wise result

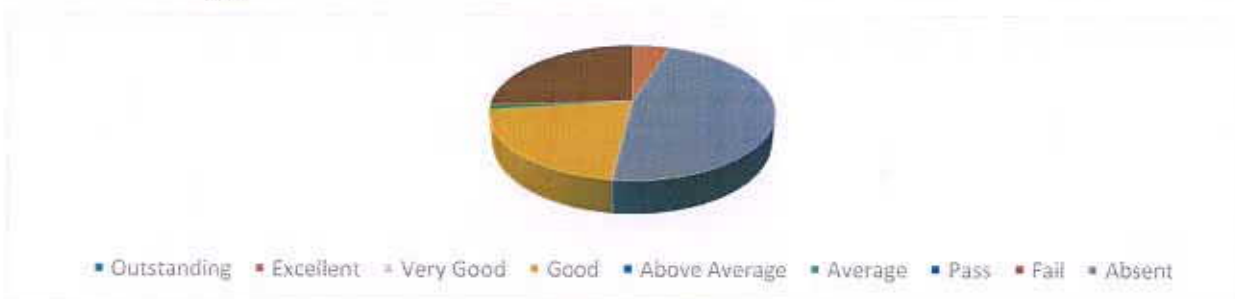
### Summary-II: Grade wise Result Analysis

No.	Percentage	Grades	Grade Details	Sem-I	Sem-II	Sem-III	Sem-IV	Total
1	80-100	O	Outstanding	0	0	0	0	0
2	70-79	A+	Excellent	3	3	0	4	4
3	60-69	A+	Very Good	24	24	4	49	38
4	55-59	B+	Good	26	24	42	18	17
5	50-54	B+	Above Average	16	16	0	0	0
6	45-49	C	Average	11	11	9	3	1
7	40-44	P	Pass	14	9	3	0	0
8	0-39	F	Fail	13	3	22	5	21
9	AB	AB	Absent	-	6	0	0	0

### Batch Rankers

Rank	Student Name	Per
1	Shraddha Mangesh Naik	72.53
2	Deeplaxmi Nitin Waingankar	70.67
3	Gaikwad Ashwini Bharat	70.33

### Chart Showing grade wise student details:



Result Analysis done by

*K. Kamal*



Director

*Dr. Pratik*