

CRITERION- 6

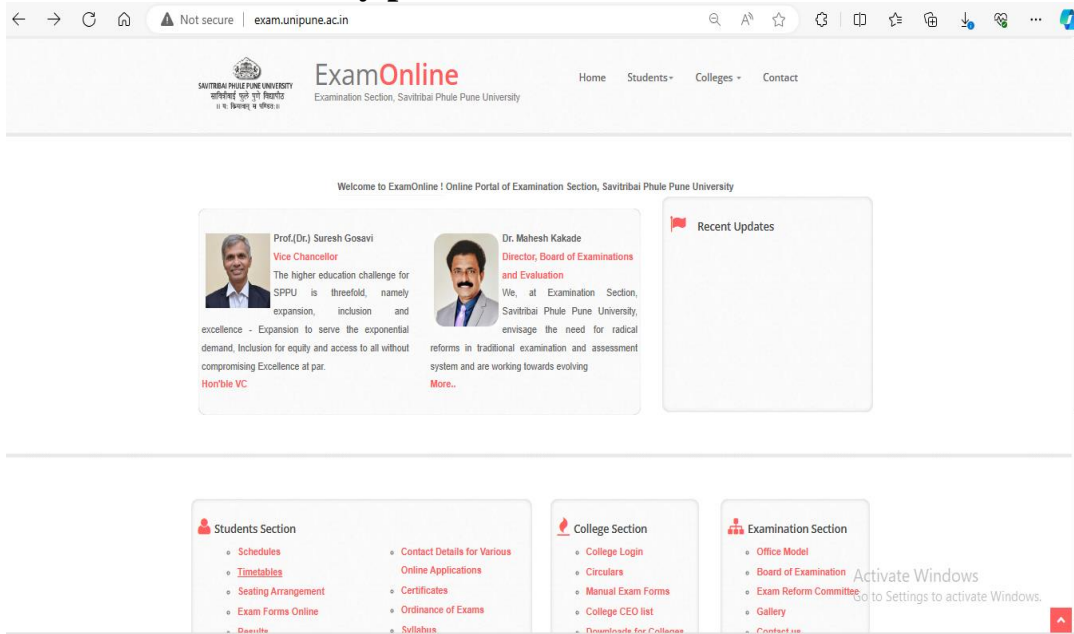
GOVERNANCE LEADERSHIP & MANAGEMENT

Key Indicator 6.2 Strategy Development & Deployment

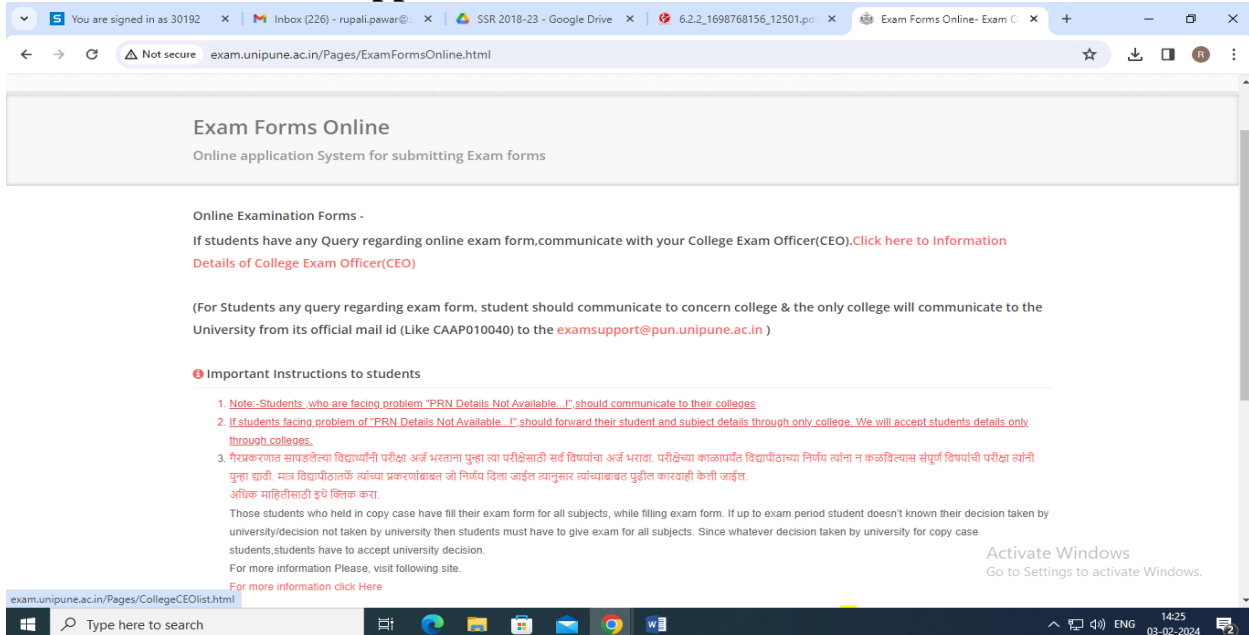
Matric. No.	Matric Details									
<p>6.2.2</p> <p>QIM</p>	<p>Implementation of E-Governance in</p> <ul style="list-style-type: none"> a. Administration b. Finance and Accounts c. Student Admission and Support d. Examination <table border="1" style="width: 100%; margin-top: 10px;"> <thead> <tr style="background-color: #d9e1f2;"> <th style="text-align: center;">Sr. No.</th> <th style="text-align: center;">DVV Query</th> <th style="text-align: center;">Supporting Document</th> </tr> </thead> <tbody> <tr> <td style="text-align: center;">1</td> <td>Screenshot of Hall ticket generation , Results , Students registration under Examination</td> <td>E-Governance Screenshots of Examination</td> </tr> <tr> <td style="text-align: center;">2</td> <td>Screenshots of administration hosted on institutional website;</td> <td>https://zibacar.in/wp-content/uploads/2024/04/6.2.2-E-Governance-Screenshots.pdf</td> </tr> </tbody> </table>	Sr. No.	DVV Query	Supporting Document	1	Screenshot of Hall ticket generation , Results , Students registration under Examination	E-Governance Screenshots of Examination	2	Screenshots of administration hosted on institutional website;	https://zibacar.in/wp-content/uploads/2024/04/6.2.2-E-Governance-Screenshots.pdf
Sr. No.	DVV Query	Supporting Document								
1	Screenshot of Hall ticket generation , Results , Students registration under Examination	E-Governance Screenshots of Examination								
2	Screenshots of administration hosted on institutional website;	https://zibacar.in/wp-content/uploads/2024/04/6.2.2-E-Governance-Screenshots.pdf								



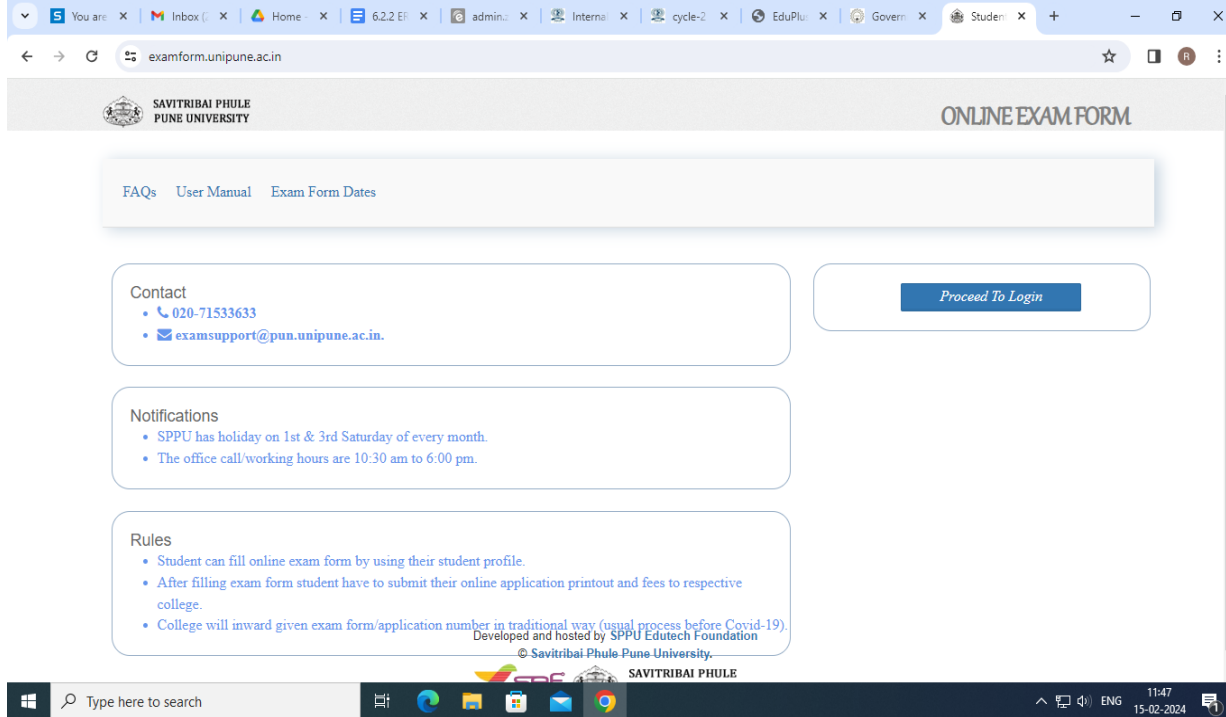
a. Examination:
Pune University portal/ Examination:



SPPU-> Online exam application form

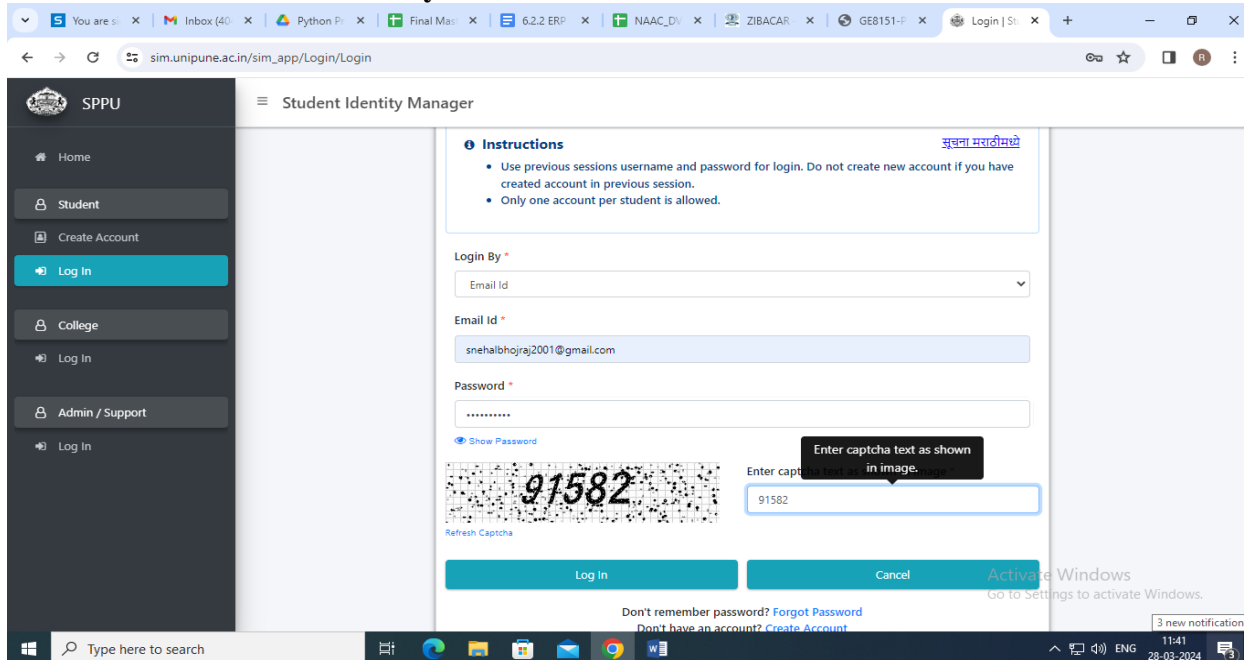


SPPU Online Exam Form:



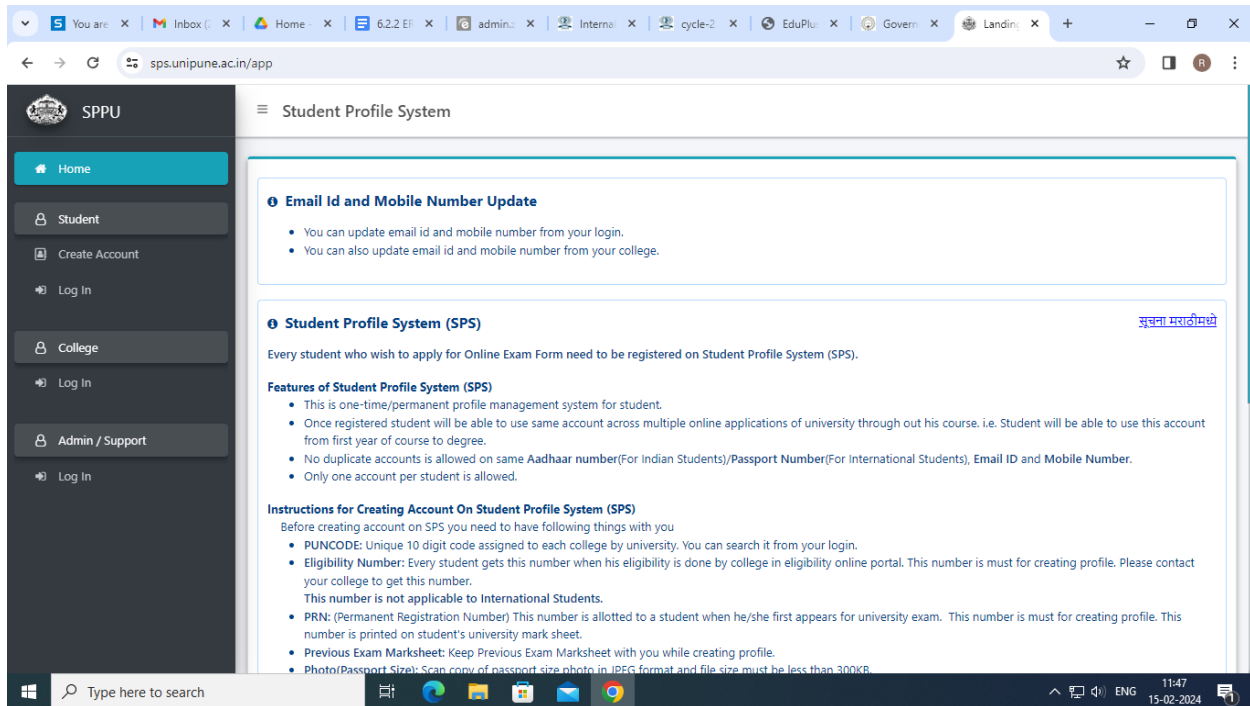
The screenshot shows the 'ONLINE EXAM FORM' page of Savitribai Phule Pune University. The page includes navigation links for FAQs, User Manual, and Exam Form Dates. A 'Proceed To Login' button is prominently displayed. The 'Contact' section lists the phone number 020-71533633 and the email examsupport@pun.unipune.ac.in. The 'Notifications' section states that SPPU has a holiday on the 1st and 3rd Saturdays of every month and provides office hours from 10:30 am to 6:00 pm. The 'Rules' section outlines the process for filling out the exam form, including the requirement to submit an application printout and fees. The page is developed and hosted by SPPU Edutech Foundation.

SPPU Student Profile System:



The screenshot displays the 'Student Identity Manager' login interface. It features a sidebar with navigation options: Home, Student, Create Account, Log In (selected), College, Log In, Admin / Support, and Log In. The main content area includes 'Instructions' for login, a 'Login By' dropdown menu, and input fields for 'Email Id' (snehalbhojra2001@gmail.com) and 'Password'. A CAPTCHA image with the number 91582 is shown, with a tooltip instructing the user to 'Enter captcha text as shown in image.' The page also includes a 'Log In' button, a 'Cancel' button, and links for 'Forgot Password' and 'Create Account'. The Windows taskbar at the bottom shows the date as 28-03-2024.





The screenshot shows the SPPU Student Profile System (SPS) website. The page title is "Student Profile System". It contains the following sections:

- Email Id and Mobile Number Update:**
 - You can update email id and mobile number from your login.
 - You can also update email id and mobile number from your college.
- Student Profile System (SPS):**

Every student who wish to apply for Online Exam Form need to be registered on Student Profile System (SPS).

Features of Student Profile System (SPS)

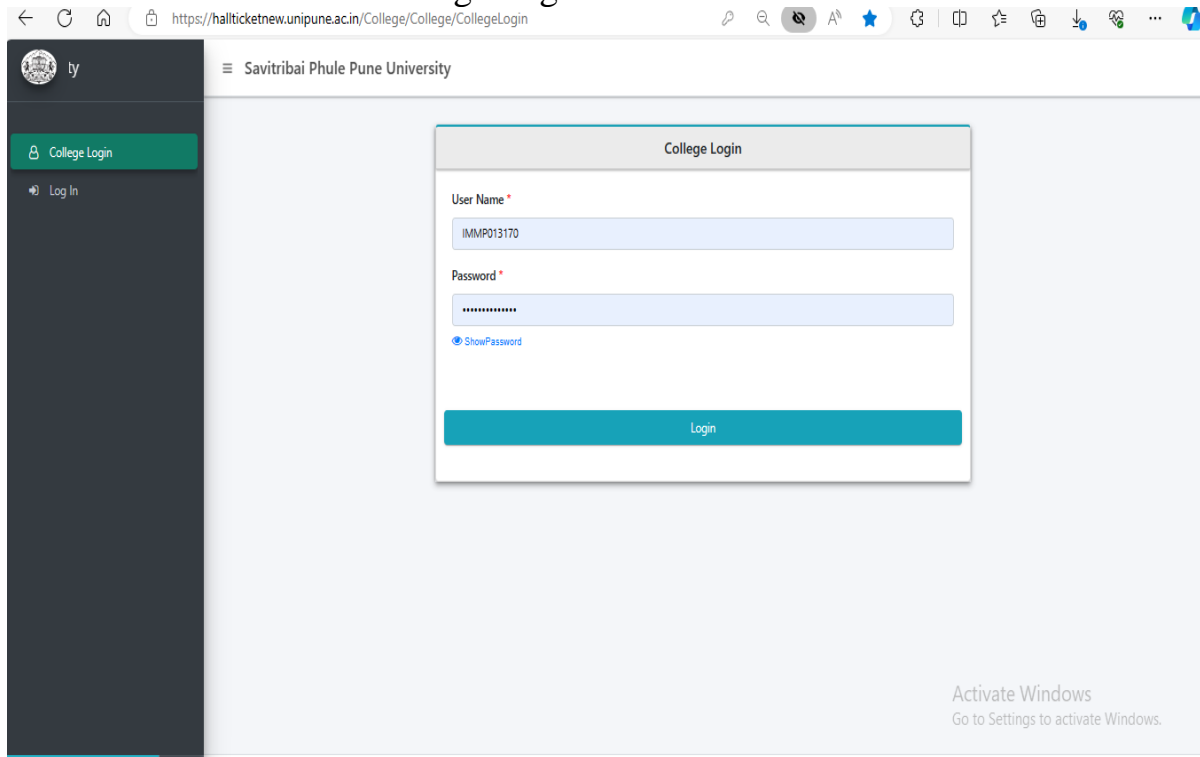
 - This is one-time/permanent profile management system for student.
 - Once registered student will be able to use same account across multiple online applications of university through out his course. i.e. Student will be able to use this account from first year of course to degree.
 - No duplicate accounts is allowed on same Aadhaar number(For Indian Students)/Passport Number(For International Students), Email ID and Mobile Number.
 - Only one account per student is allowed.

Instructions for Creating Account On Student Profile System (SPS)

Before creating account on SPS you need to have following things with you

 - PUNCODE:** Unique 10 digit code assigned to each college by university. You can search it from your login.
 - Eligibility Number:** Every student gets this number when his eligibility is done by college in eligibility online portal. This number is must for creating profile. Please contact your college to get this number. **This number is not applicable to International Students.**
 - PRN: (Permanent Registration Number)** This number is allotted to a student when he/she first appears for university exam. This number is must for creating profile. This number is printed on student's university mark sheet.
 - Previous Exam Marksheet:** Keep Previous Exam Marksheet with you while creating profile.
 - Photo(Passport Size):** Scan copy of passport size photo in JPEG format and file size must be less than 300KB.

SPPU-> Examination-> College Login




The screenshot shows the SPPU College Login page. The URL is <https://hallticketnew.unipune.ac.in/College/College/CollegeLogin>. The page title is "Savitribai Phule Pune University". The main content is a "College Login" form with the following fields:

- User Name ***: Input field containing "IMMP013170".
- Password ***: Input field containing "*****".
- ShowPassword**: A checkbox to toggle password visibility.
- Login**: A blue button to submit the login information.

At the bottom right of the page, there is a watermark: "Activate Windows Go to Settings to activate Windows."



SPPU-> Exam Form Inward Process

 SAVITRIBAI PHULE PUNE UNIVERSITY

- Home
- Dashboard
- Exam Form Process <
- Requests <
- Print Reports <
- User Manual <
- ABC-ID Report

Exam Form Regular Inward Process


Select Exam Type

Select Inward Type

Select Faculty

Select Course

SPPU-> Select Course

 SAVITRIBAI PHULE PUNE UNIVERSITY
 IMMP013170

- Home
- Dashboard
- Exam Form Process <
- Requests <
- Print Reports <
- User Manual <
- ABC-ID Report

Select Course:



SPPU -> College login -> Hall ticket

The screenshot shows a web browser window with the URL <https://hallticketnew.unipune.ac.in/College/College/CollegeLogin>. The page title is "Savitribai Phule Pune University". On the left, there is a dark sidebar with "College Login" selected. The main content area features a "College Login" form with the following fields:

- User Name:
- Password:
- A "ShowPassword" link is visible below the password field.
- A teal "Login" button is at the bottom of the form.

An "Activate Windows" watermark is visible in the bottom right corner of the browser window.

SPPU -> Hall ticket-> Summary

The screenshot shows the "Hall Ticket Summary" page. The user is logged in as "ne IMMP013170". The page title is "Exam Central (In-Exam) System !!". The sidebar on the left contains the following menu items:

- HallTicket
- All HallTicket
- Individual HallTicket.
- HallTicket Correction.
- Junior Supervisor Report
- Add Student Absentee, Copy C.
- Print Report
- College Ledger
- Engineering College Ledger
- Diploma Student Marks
- Ordinance 163
- Add Student Activity
- Create Transaction
- Create Challan


The main content area is titled "All Hallticket/Summery/NameList" and contains the following form elements:

- Please Select Faculty:
- Please Select Course:
- Please Select Type:
- A teal "Download File-1" button is located below the form.

At the bottom of the page, there is a small copyright notice: "Copyright © 2024 Savitribai Phule Pune University. All rights reserved."




SPPU->Hall ticket-> Generate Hall ticket



Savitribai Phule Pune University
(Formerly University of Pune)

HallTicket For MCA (REV.2020) OCT/NOV 2023

SeatNo	PRN	CentreCode	CollegeCode	PUN Code
1221	2032102042	1056	1056	IMMP013170


Name : CHAVAN NAMRATA DATTATRAY 


Mother : SHARDA

College: ZEAL EDUCATION SOCIETY'S ZEAL INSTITUTE OF BUSINESS ADMINIST

Sub Code	Subject Name	Type	Exam Date	Exam Time
221	IT21 PYTHON PROGRAMMING	E	07/12/2023	02:00
223	MT21 OPTIMIZATION TECHNIQUES	E	13/12/2023	02:00

NOTE:
 Students should ensure that details like Name, Photo, PRN, Subjects printed on Hall Ticket are correct. In case of any discrepancy, please immediately contact to College Exam Officer (CEO).
 In Case, College does not have Exam Center, please follow University Circular.
 In Case of any discrepancy between hallticket & time table published on university website (<http://exam.unipune.ac.in>), the timetable on website to be followed.


 Signature of Student


 College Principal / Director
 ZEAL EDUCATION SOCIETY'S ZEAL INSTITUTE OF BUSINESS ADMINIST



SPPU-> Examination-> College Login-> Add HOD

SAVITRIBAI PHULE
PUNE UNIVERSITY

DASHBOARD

COLLEGE

- Add Principal
- Search Appointed HOD'S By Subject Name
- Add HOD**
- Exam Wise Reports
- Pattern Wise BOS Report
- Batch Creation Details
- Marks Entry
- Manage Edit Permissions
- Pending Seat Numbers Details

VIEW STATUS (Summarised)

TEACHER SEARCH

Online Internal Marks System Welcome : IMMP013170

HOD Appointment

Appointed HOD Details

Name	Mobile No.	Email	Subject View
Samrit Kirti Tarachand	9370328081	samrit.kirti@gmail.com	View
Jadhav Shwetal Shantanu	9284847542	shwetalmohite@gmail.com	View

Add HOD Appointment

Select Teacher :

For F.Y. 2019 Credit Pattern and Audit Course select Department and BOS as NOT APPLICABLE(NA) to appoint HOD ,So that appointed HOD can create batch and appoint Internal Examiner

SPPU -> Examination-> College Login-> Online Appoint Internal Examiner

SAVITRIBAI PHULE
PUNE UNIVERSITY

DASHBOARD

PRINCIPAL / H.O.D.

- Step 1. Create Batch
- Step 2. Appoint Internal Examiner**
- Step 3. Schedule Exam Dates
- 4. Pattern Wise BOS Report
- 5. External Teacher Appointment List
- 6. Appoint External Examiner
- 7. Appoint Internal Examiner (OCT/NOV-2023)
- 8. Internal/External Examiner Appoint list

INT. EXAMINER

VIEW STATUS (Summarised)

Online Internal Marks System Welcome : 52091800007

Internal Examiner Appointments

Select Pattern :

Select Teacher :

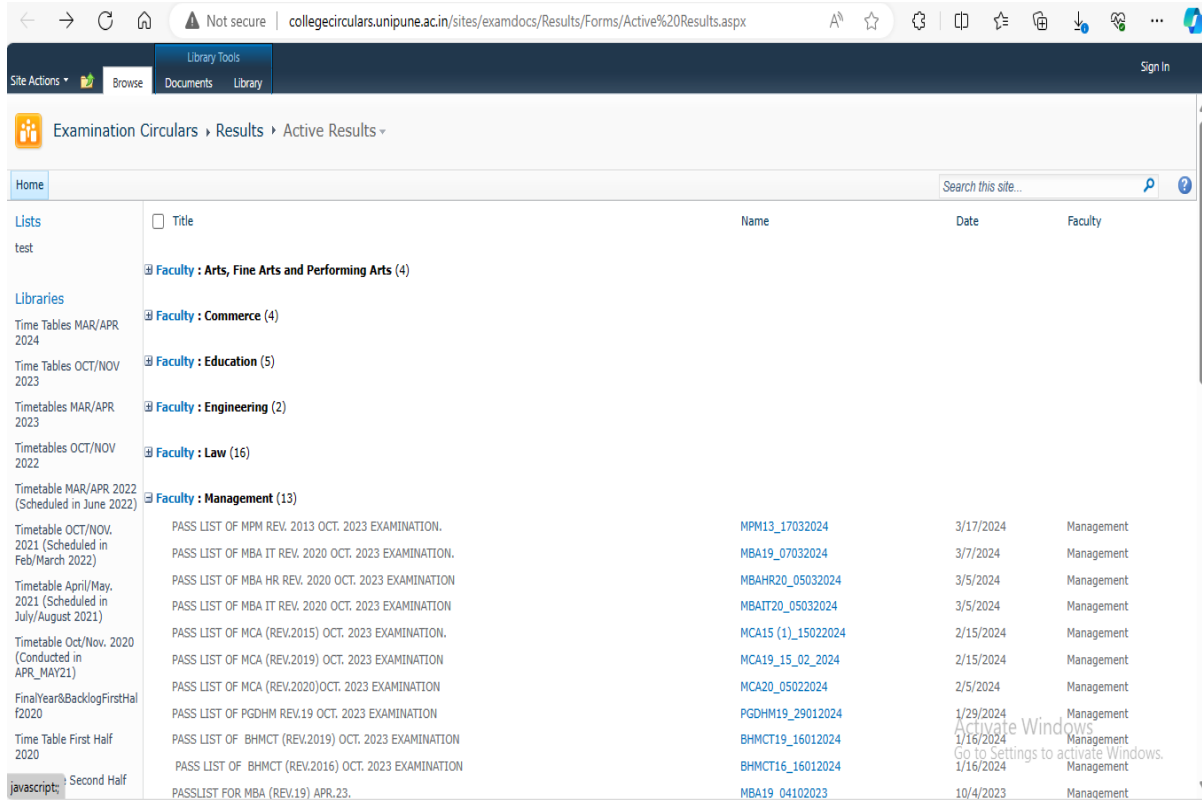
Teacher Name : Gaikwad Bharti Anand
Email ID : bhartigaikwad7615@gmail.com
Mobile No. : 8421986941

54 Batches Appointed for MBA (2019 REVISED) - NEW Pattern.

INT.Examiner	Batch No.	Subject Name	Subject Type	From Date	To Date	Select
Name : Jadhav Shwetal Shantanu (Mob. No.: 9284847542) MOBILE : 9284847542	202310180301	GC-01 MANAGERIAL ACCOUNTING (Code : 101)	INTERNAL	2024-01-12	2024-01-20	<input type="checkbox"/>
Name : Jadhav Shwetal Shantanu (Mob. No.: 9284847542) MOBILE : 9284847542	202310180302	GC-02 ORGANIZATIONAL BEHAVIOUR (Code : 102)	INTERNAL	2024-01-12	2024-01-20	<input type="checkbox"/>
Name : Jadhav Shwetal Shantanu (Mob. No.: 9284847542) MOBILE : 9284847542	202310182073	GC-03 ECONOMIC ANALYSIS FOR BUSINESS DECISIONS (Code : 103)	INTERNAL	2024-01-12	2024-01-20	<input type="checkbox"/>
Name : Jadhav Shwetal Shantanu (Mob. No.: 9284847542) MOBILE : 9284847542	202310182074	GC-04 BUSINESS RESEARCH METHODS (Code : 104)	INTERNAL	2024-01-12	2024-01-20	<input type="checkbox"/>
Name : Jadhav Shwetal Shantanu (Mob. No.: 9284847542)	202310182075	GC-05 BASICS OF MARKETING (Code : 105)	INTERNAL	2024-01-12	2024-01-20	<input type="checkbox"/>



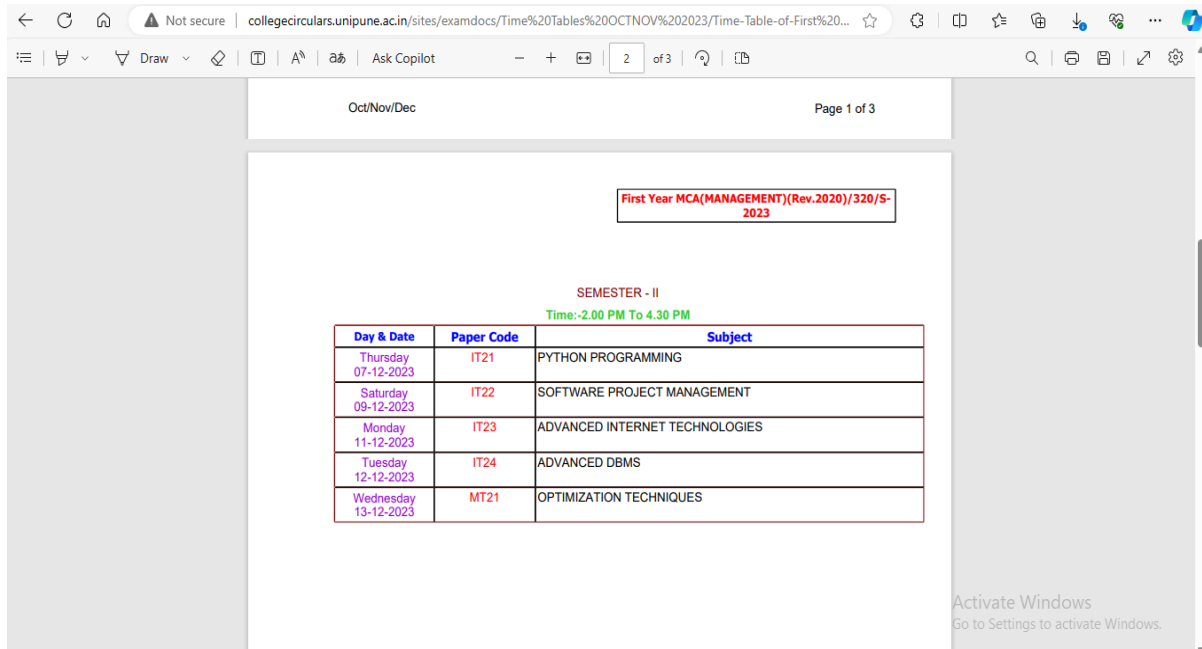
SPPU-> Examination-> College Login ->Internal Examiner -> Marks Entry



Examination Circulars > Results > Active Results >

Home	Title	Name	Date	Faculty
test	Faculty : Arts, Fine Arts and Performing Arts (4)			
Libraries	Faculty : Commerce (4)			
Time Tables MAR/APR 2024	Faculty : Education (5)			
Time Tables OCT/NOV 2023	Faculty : Engineering (2)			
Timetables MAR/APR 2023	Faculty : Law (16)			
Timetables OCT/NOV 2022	Faculty : Management (13)			
Timetable MAR/APR 2022 (Scheduled in June 2022)	PASS LIST OF MPM REV. 2013 OCT. 2023 EXAMINATION.	MPM13_17032024	3/17/2024	Management
Timetable OCT/NOV 2021 (Scheduled in Feb/March 2022)	PASS LIST OF MBA IT REV. 2020 OCT. 2023 EXAMINATION.	MBA19_07032024	3/7/2024	Management
Timetable April/May 2021 (Scheduled in July/August 2021)	PASS LIST OF MBA HR REV. 2020 OCT. 2023 EXAMINATION	MBAHR20_05032024	3/5/2024	Management
Timetable Oct/Nov. 2020 (Conducted in APR_MAY21)	PASS LIST OF MBA IT REV. 2020 OCT. 2023 EXAMINATION	MBAIT20_05032024	3/5/2024	Management
FinalYear&BacklogFirstHalf 2020	PASS LIST OF MCA (REV.2015) OCT. 2023 EXAMINATION.	MCA15 (1)_15022024	2/15/2024	Management
Time Table First Half 2020	PASS LIST OF MCA (REV.2019) OCT. 2023 EXAMINATION	MCA19_15_02_2024	2/15/2024	Management
Second Half	PASS LIST OF MCA (REV.2020)OCT. 2023 EXAMINATION	MCA20_05022024	2/5/2024	Management
	PASS LIST OF PGDHM REV.19 OCT. 2023 EXAMINATION	PGDHM19_29012024	1/29/2024	Management
	PASS LIST OF BHMCT (REV.2019) OCT. 2023 EXAMINATION	BHMCT19_16012024	1/16/2024	Management
	PASS LIST OF BHMCT (REV.2016) OCT. 2023 EXAMINATION	BHMCT16_16012024	1/16/2024	Management
	PASSLIST FOR MBA (REV.19) APR.23.	MBA19_04102023	10/4/2023	Management

SPPU->Examination->Timetable



Oct/Nov/Dec Page 1 of 3


First Year MCA(MANAGEMENT)(Rev.2020)/320/S-2023

SEMESTER - II
Time:-2.00 PM To 4.30 PM

Day & Date	Paper Code	Subject
Thursday 07-12-2023	IT21	PYTHON PROGRAMMING
Saturday 09-12-2023	IT22	SOFTWARE PROJECT MANAGEMENT
Monday 11-12-2023	IT23	ADVANCED INTERNET TECHNOLOGIES
Tuesday 12-12-2023	IT24	ADVANCED DBMS
Wednesday 13-12-2023	MT21	OPTIMIZATION TECHNIQUES



SPPU Web Mail-> Online result display system



Online Result Display System

Dashboard		
Sr.No.	Course Name	Date
1	F.E.(2015 CREDIT PAT.) OCT-NOV 2023	14- M
2	FOURTH YEAR OF B.A.LL.B. - OCTOBER 2023	13- M
3	FIFTH (FINAL) YEAR OF B.A.LL.B. - OCTOBER 2023	13- M
4	MASTER OF BUSINESS ADMINISTRATION (REV.2016) - OCTOBER 2023	13- M
5	First Year B.Arch(2019 Pattern) Oct-2023	11- M
6	MASTER OF BUSINESS ADMINISTRATION (REV.2019) - OCTOBER 2023	05- M
7	MASTER OF BUSINESS ADMINISTRATION (2019 REVISED) - OCTOBER 2023	05- M
8	First Year MBA (2019 REVISED) Oct-2023	05- M
9	MASTER IN PERSONNEL MANAGEMENT (REV.2013) - OCTOBER 2023	01- M
10	MASTER OF BUSINESS ADMINISTRATION (HUMAN RESOURCE DEVELOPMENT)(REV.2020) - OCTOBER 2023	01- M
11	FIRST YEAR MASTER OF BUSINESS ADMINISTRATION (HUMAN RESOURCE DEVELOPMENT)(REV.2020) OCT-2023	01- M
12	MASTER OF BUSINESS ADMINISTRATION (INFORMATION TECHNOLOGY) - OCTOBER 2023	01- M
13	MASTER OF BUSINESS ADMINISTRATION (INFORMATION TECHNOLOGY) (REV.2020) - OCTOBER 2023	01- M
14	FIRST YEAR MASTER OF BUSINESS ADMINISTRATION (INFORMATION TECHNOLOGY) (REV.2020) OCT-2023	01- M
15	BACHELOR OF COMPUTER APPLICATIONS (REV.2013) EXAM.- OCTOBER 2023	28- Feb
16	BACHELOR OF BUSINESS ADMINISTRATION (COMPUTER APPLICATION) EXAM.- OCTOBER 2023	28- Feb
17	BACHELOR OF BUSINESS MANAGEMENT (I.B.)(REV.2013) EXAM.- OCTOBER 2023	28- Feb
18	BACHELOR OF BUSINESS ADMINISTRATION (I.B.) EXAM.- OCTOBER 2023	28- Feb
19	BACHELOR OF BUSINESS ADMINISTRATION (REV.2013) EXAM.- OCTOBER 2023	28- Feb



SPPU Web Mail -> Result Ledger

Not secure | collegecirculars.unipune.ac.in/sites/examdocs/Results/MCA20_05022024.pdf

1 of 2

SAVITRIBAI PHULE PUNE UNIVERSITY

CONFIDENTIAL

THURSDAY 1 FEBRUARY 2024

RESULT OF THE MASTER OF COMPUTER APPLICATIONS (REVISED 2020) EXAM HELD IN
OCTOBER 2023

THE FOLLOWING CANDIDATES ARE DECLARED AS SUCCESSFUL :-

FIRST CLASS WITH DISTINCTION

295	304	512	516	804	816	959	961	962	964	965
1019	1022	1023	1025	1028	1296	1298	1300	1361	1553	1700
1773	1971	1972	1987	1993	2000	2070	2076	2145	2149	2575
3146	3149	3152	3153	3157	3158	3161	3523	3604	3695	3704
3705	3715	3832	3906	3909	3914	3915	3917	4011	4119	4213
4220										

FIRST CLASS

264	265	266	273	275	277	279	283	287	294	517
658	664	814	821	1151	1297	1556	1685	1975	1985	1990
1999	2077	2418	2419	2421	2424	2426	2562	2567	2571	2702
3001	3002	3003	3004	3005	3006	3010	3500	3505	3507	3509
3518	3601	3606	3689	3710	3716	3717	3762	3831	3834	3905
3908	3911	4009	4013	4016	4018	4024	4027	4089	4095	4099
4105	4108	4109	4117	4214	4215	4230				

HIGHER SECOND CLASS

2710	2716									
------	------	--	--	--	--	--	--	--	--	--

SECOND CLASS

2703	2708									
------	------	--	--	--	--	--	--	--	--	--

Activate Windows
Go to Settings to activate Windows.

11

SPPU-> Online Result Display



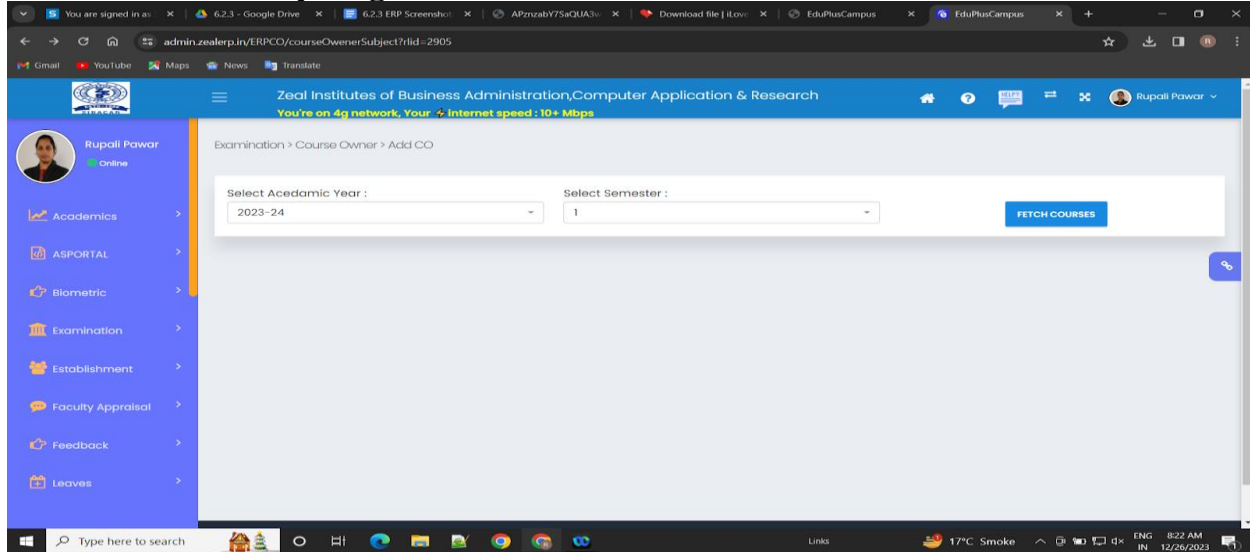
 SAVITRIBAI PHULE PUNE UNIVERSITY <small>(formerly University of Pune) GANESHKHIND,PUNE 411007</small>										
Branch/Course: MASTER OF BUSINESS ADMINISTRATION (2019 REVISED) - OCTOBER 2023										
Seat No: 13167		Center: 1056			Perm Reg No(PRN): 2052206583					
Student Name: GOSAVI PRAJAKTA SAGAR				Mother Name: TRUPTI						
Inst.Name: 1056 ZEAL EDUCATION SOCIETY'S ZEAL INSTITUTE OF BUSINESS ADMINISTRATION NARHE,PUNE										
Sem	SubCode	Subject Name	INT	UEX	TOT	Crđ	Grđ	GP		
1	101	GC-01 MANAGERIAL ACCOUNTING	43	44	87	03	A	027		
	102	GC-02 ORGANIZATIONAL BEHAVIOUR	30	30	60	03	C	021		
	103	GC-03 ECONOMIC ANALYSIS FOR BUSINESS DECISIONS	40	29	69	03	C	021		
	104	GC-04 BUSINESS RESEARCH METHODS	37	35	72	03	B	024		
	105	GC-05 BASICS OF MARKETING	44	31	75	03	B	024		
	106	GC-06 DIGITAL BUSINESS	36	24	60	03	C	021		
	107	GE-UL-01 MANAGEMENT FUNDAMENTALS	-	205	205	02	P	0065		
	109	GE-UL-03 ENTREPRENEURSHIP DEVELOPMENT	-	30	30	02	C	014		
	111	GE-UL-05 LEGAL ASPECTS OF BUSINESS	-	25	25	02	D	012		
	113	GE-IL-01 VERBAL COMMUNICATION LAB	40	-	40	02	A	018		
	115	GE-IL-03 SELLING & NEGOTIATION SKILLS LAB	45	-	45	02	O	020		
	116	GE-IL-04 MS EXCEL	43	-	43	02	A	018		
	191	HUMAN RIGHTS - I	21	-	21	01	A	!		
	192	INTRODUCTION TO CYBER SECURITY - I	22	-	22	01	A	!		
	2	201	GC-07 MARKETING MANAGEMENT	38	30	68	03	C	021	
202		GC-08 FINANCIAL MANAGEMENT	34	21	55	03	D	018		
203		GC-09 HUMAN RESOURCES MANAGEMENT	43	35	78	03	B	024		
204		GC-10 OPERATIONS & SUPPLY CHAIN MANAGEMENT	41	30	71	03	B	024		
205 FIN		SC-FIN-01 FINANCIAL MARKETS AND BANKING OPERATIONS	43	30	73	03	B	024		
206 FIN		SC-FIN-02 PERSONAL FINANCIAL PLANNING	33	20	53	03	D	018		
208		GE-UL-08 GEOPOLITICS & WORLD ECONOMIC SYSTEMS	-	29	29	02	D	012		
209		GE-UL-09 START UP AND NEW VENTURE MANAGEMENT	-	30	30	02	C	014		
211		GE-UL-11 BUSINESS GOVERNMENT & SOCIETY	-	25	25	02	D	012		
213		GE-IL-08 WRITTEN ANALYSIS AND COMMUNICATION LAB	45	-	45	02	O	020		
217 FIN		SE-IL-FIN-01 SECURITIES ANALYSIS & PORTFOLIO MANAG	48	-	48	02	O	020		
1 of 2 Savitribai Phule Pune University,Online Result Download Date:21/03/2024										

2	218 FIN	SE-IL-FIN-02 FUTURES AND OPTIONS	46	-	46	02	O	020	
	291	HUMAN RIGHTS - II	24	-	24	01	O	!	
	292	INTRODUCTION TO CYBER SECURITY - II	24	-	24	01	O	!	
3	301	GC-11 STRATEGIC MANAGEMENT	34	30	64	03	C	021	
	302	GC-12 DECISION SCIENCE	37	26	63	03	C	021	
	303	GC-13 SUMMER INTERNSHIP PROJECT	46	40	86	06	A	054	
	304 FIN	SC-FIN-03 ADVANCED FINANCIAL MANAGEMENT	33	20	53	03	D	018	
	305 FIN	SC-FIN-04 INTERNATIONAL FINANCE	34	26	60	03	C	021	
	307	GE-UL-14 INTERNATIONAL BUSINESS ENVIRONMENT	-	28	28	02	D	012	
	308	GE-UL-15 PROJECT MANAGEMENT	-	28	28	02	D	012	
	310	GE-UL-17 CORPORATE GOVERNANCE	-	27	27	02	D	012	
	312 FIN	SE-IL-FIN-09 BEHAVIOURAL FINANCE	40	-	40	02	A	018	
	315 FIN	SE-IL-FIN-12 INDIRECT TAXATION	45	-	45	02	O	020	
	319 FIN	SE-IL-FIN-16 TREASURY MANAGEMENT	37	-	37	02	B	016	
	392	INTRODUCTION TO CYBER SECURITY - III	16	-	16	01	C	!	
	394	SKILL DEVELOPMENT - I	44	-	44	02	A	!	
	395	INTRODUCTION TO CONSTITUTION	45	-	45	02	O	!	
	SOPA : (1) 7.60 (2) 7.57 (3) 7.50 TOTAL : CREDITS 90 GRADE POINTS 680 50.1 RESULT DATE: 05 March 2024								

The results published online are for immediate information only. These cannot be treated as original statement of marks. Please verify the information from original statement of marks issued by the Savitribai Phule Pune University separately.

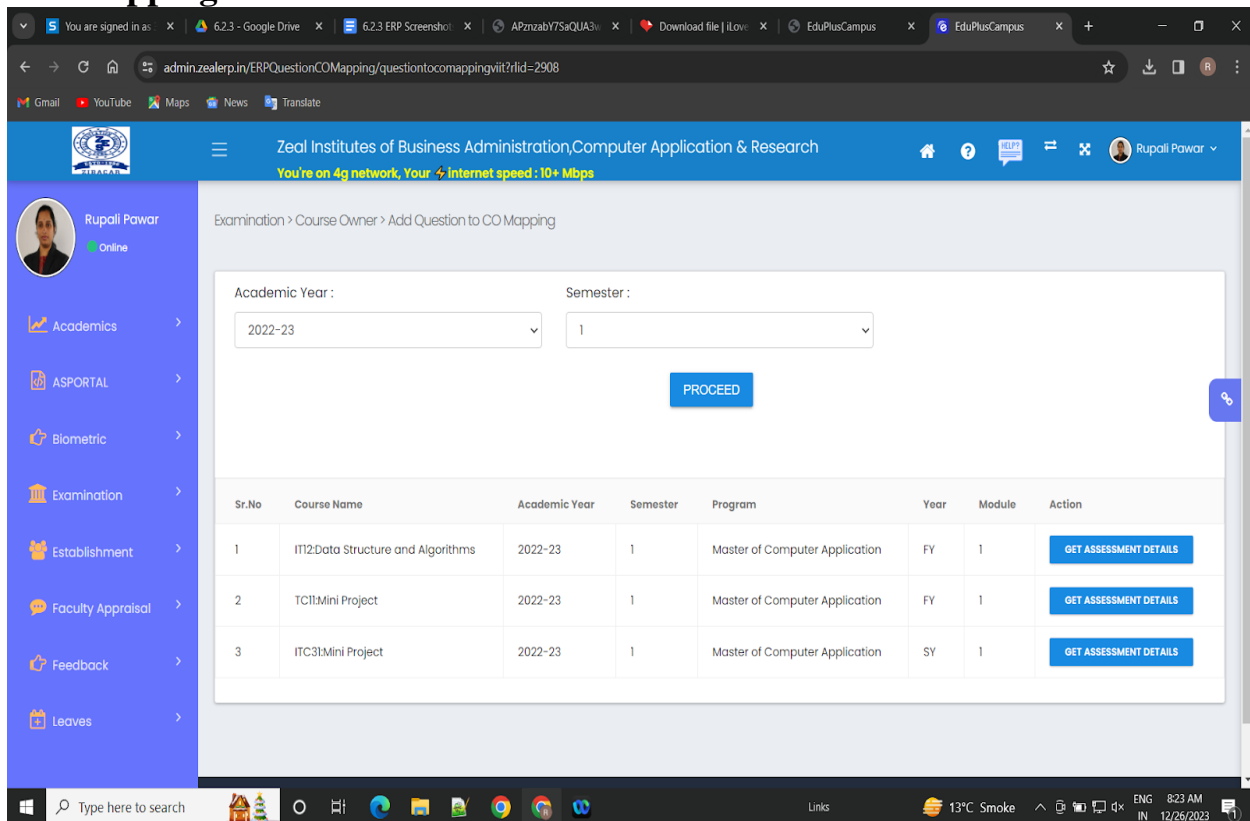


Zeal ERP->Faculty Login-> Examination-> Course Owner-> Add CO



The screenshot shows the 'Add CO' (Add Course Owner) interface in the Zeal ERP system. The user is logged in as Rupali Pawar. The page has a blue sidebar with navigation options: Academics, ASPORTAL, Biometric, Examination, Establishment, Faculty Appraisal, Feedback, and Leaves. The main content area is titled 'Examination > Course Owner > Add CO'. It features two dropdown menus: 'Select Academic Year' (set to 2023-24) and 'Select Semester' (set to 1). A blue 'FETCH COURSES' button is located to the right of these dropdowns.

Zeal ERP->Faculty Login-> Examination-> Course Owner-> Add Question to CO Mapping

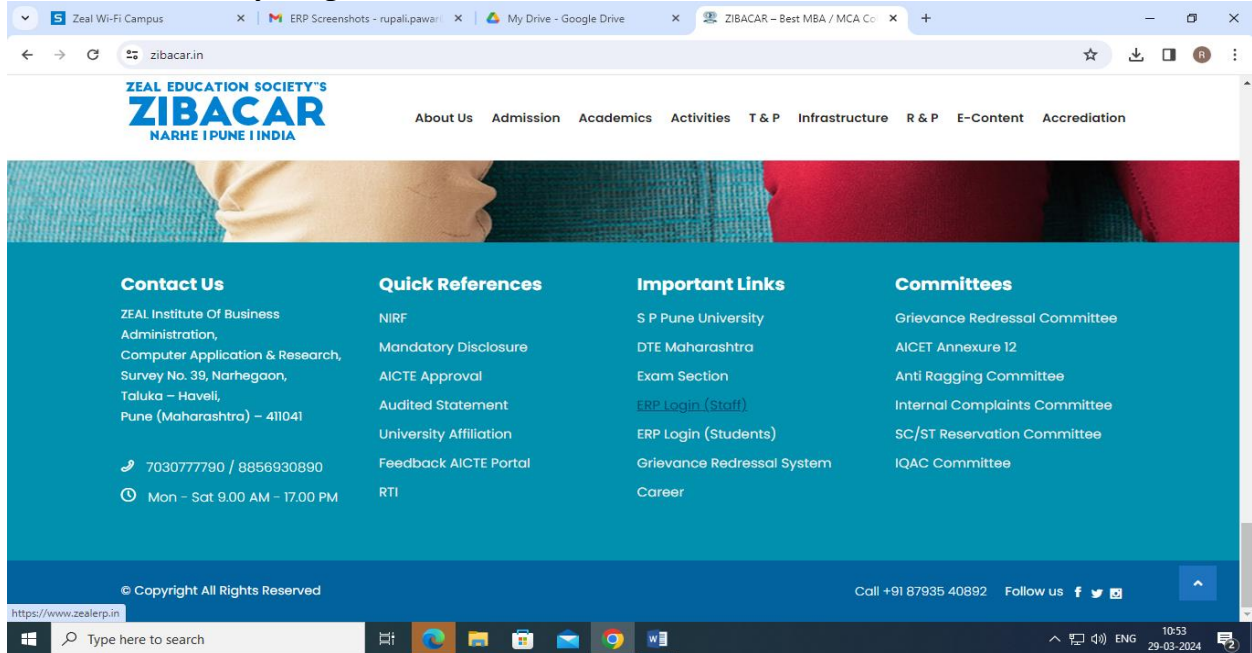


The screenshot shows the 'Add Question to CO Mapping' interface. The user is logged in as Rupali Pawar. The page has a blue sidebar with navigation options: Academics, ASPORTAL, Biometric, Examination, Establishment, Faculty Appraisal, Feedback, and Leaves. The main content area is titled 'Examination > Course Owner > Add Question to CO Mapping'. It features two dropdown menus: 'Academic Year' (set to 2022-23) and 'Semester' (set to 1). A blue 'PROCEED' button is located below these dropdowns. Below the button is a table with the following data:

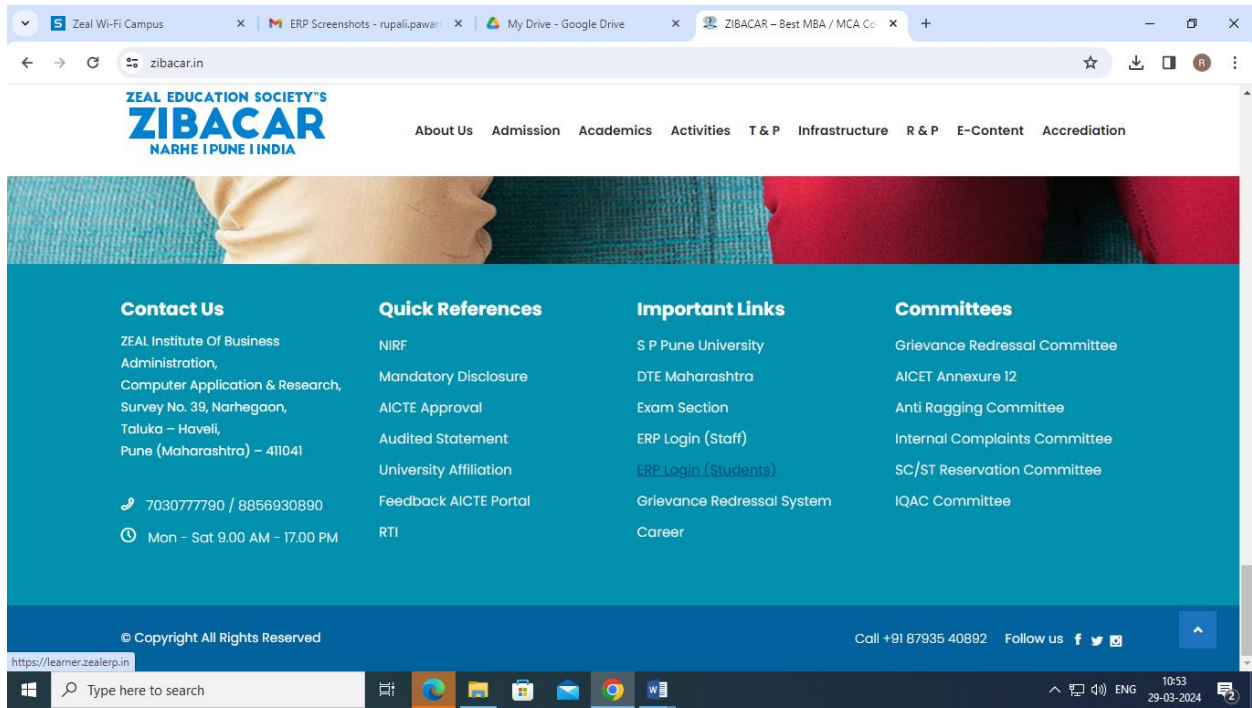
Sr.No	Course Name	Academic Year	Semester	Program	Year	Module	Action
1	IT12>Data Structure and Algorithms	2022-23	1	Master of Computer Application	FY	1	GET ASSESSMENT DETAILS
2	TC11:Mini Project	2022-23	1	Master of Computer Application	FY	1	GET ASSESSMENT DETAILS
3	ITC31:Mini Project	2022-23	1	Master of Computer Application	SY	1	GET ASSESSMENT DETAILS



Zeal ERP Faculty Login on Institute Website:



Zeal ERP Student Login on Institute Website:




Director